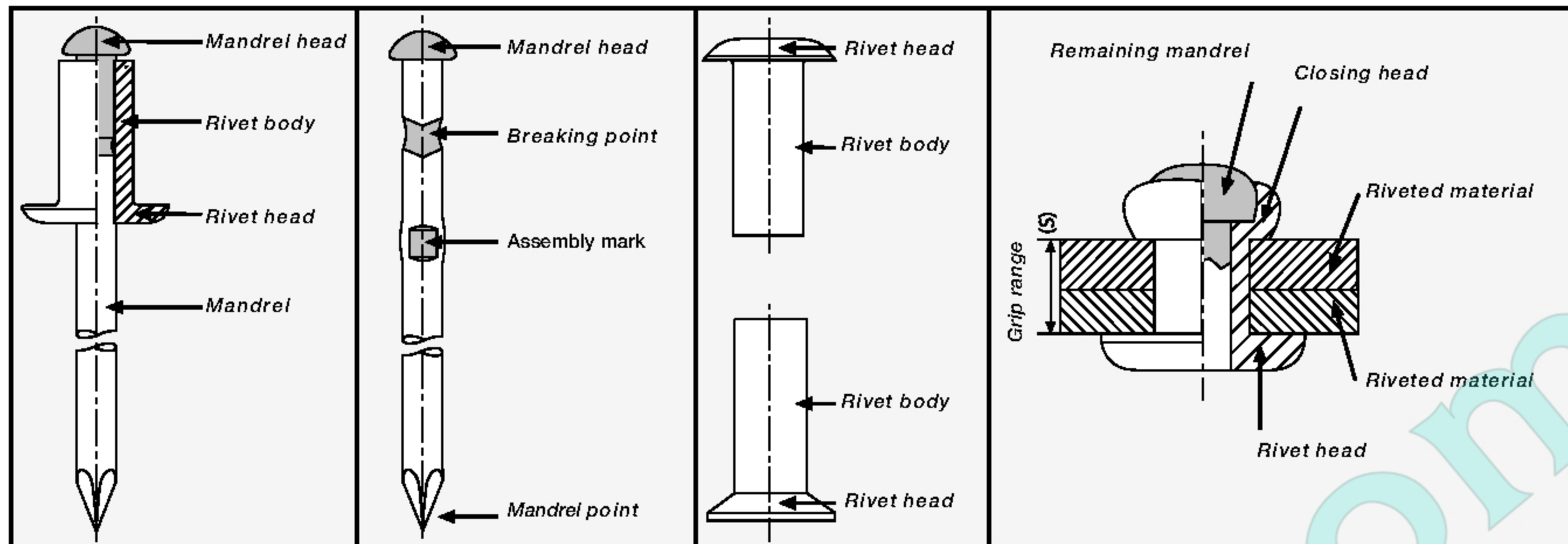
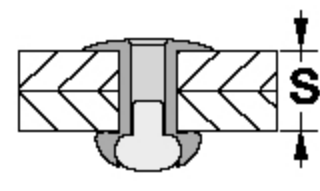
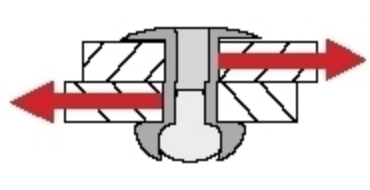
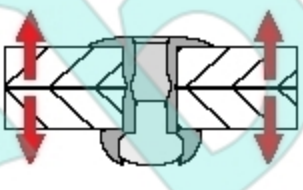


**Technical explanations**

**Blind Rivets terminology**

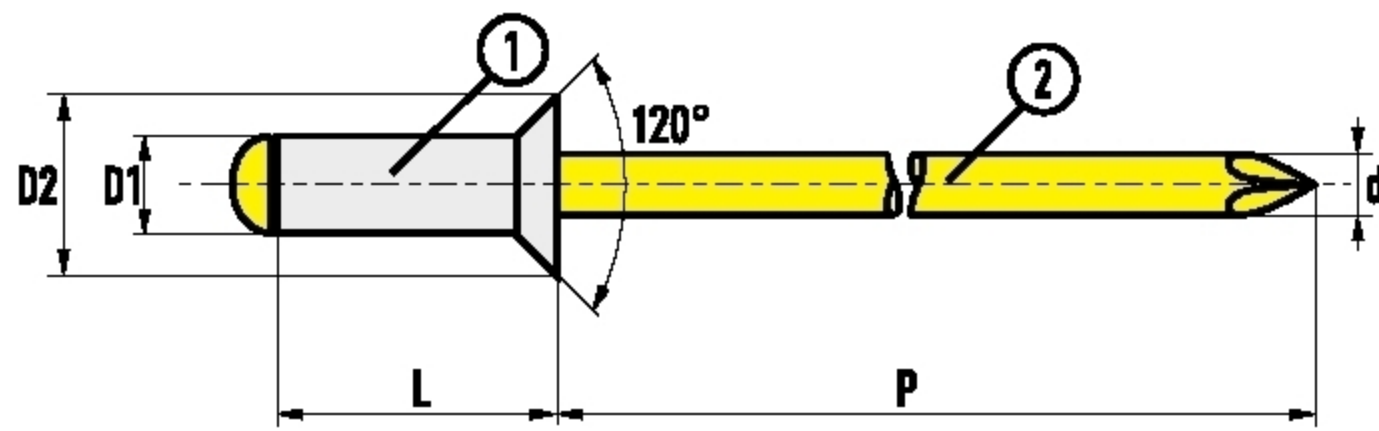
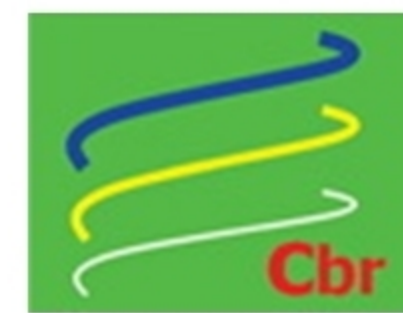


**Piktogramme / Pictograms / Pictogrammes**

	<p><i>Grip range of the rivet</i></p>
	<p><i>The named shearing strength (N = Newton) in this catalogue is the force of the mechanical breakdown of the rivet.</i></p>
	<p><i>The named tensile strength (N = Newton) in this catalogue is the force of the mechanical breakdown of the rivet.</i></p>

**(1 kp ≈ 10 N)**

# Blind Rivets Countersunk Head



- ① Aluminium AlMg 3/3,5
- ② Steel zinc plated

## Ø 2,4 mm

$D1 = 2,4 + 0,08 / - 0,1 \text{ mm}$

$D2 = 5,0 + 0 / - 0,4 \text{ mm}$

$k = -$

$d = 1,4 \text{ mm}$

$P = \geq 27 \text{ mm}$

$L = +1 / -0,2 \text{ mm}$

= 2,5 mm

		CODE			
2,4 x 6 mm	1,5 - 4,0 mm	3ASK 24600	1000	315 N	355 N
2,4 x 8 mm	4,0 - 6,0 mm	3ASK 24800	1000		
2,4 x 10 mm	6,0 - 8,0 mm	3ASK 24100	1000		

## Ø 3,0 mm

$D1 = 3,0 + 0,08 / - 0,1 \text{ mm}$

$D2 = 6,0 + 0 / - 0,4 \text{ mm}$

$k = -$

$d = 1,75 \text{ mm}$

$P = \geq 27 \text{ mm}$

$L = +1 / -0,2 \text{ mm}$

= 3,1 mm

		CODE			
3,0 x 6 mm	1,5 - 3,5 mm	3ASK 30600	1000	620 N	810 N
3,0 x 8 mm	3,5 - 5,5 mm	3ASK 30800	1000		
3,0 x 10 mm	5,5 - 7,0 mm	3ASK 30100	1000		
3,0 x 12 mm	7,0 - 9,0 mm	3ASK 30120	1000		
3,0 x 14 mm	9,0 - 12,0 mm	3ASK 30140	1000		

## Ø 3,2 mm

$D1 = 3,2 + 0,08 / - 0,1 \text{ mm}$

$D2 = 6,0 + 0 / - 0,4 \text{ mm}$

$k = -$

$d = 1,75 \text{ mm}$

$P = \geq 27 \text{ mm}$

$L = +1 / -0,2 \text{ mm}$

= 3,3 mm

		CODE			
3,2 x 6 mm	1,5 - 3,5 mm	3ASK 32600	1000	760 N	980 N
3,2 x 8 mm	3,5 - 5,0 mm	3ASK 32800	1000		
3,2 x 10 mm	5,0 - 7,0 mm	3ASK 32100	1000		
3,2 x 12 mm	7,0 - 9,0 mm	3ASK 32120	1000		
3,2 x 14 mm	9,0 - 10,5 mm	3ASK 32140	1000		
3,2 x 16 mm	10,5 - 13,0 mm	3ASK 32160	1000		

## Ø 4,0 mm

$D1 = 4,0 + 0,08 / - 0,15 \text{ mm}$

$D2 = 7,5 + 0 / - 0,5 \text{ mm}$

$k = -$

$d = 2,1 \text{ mm}$

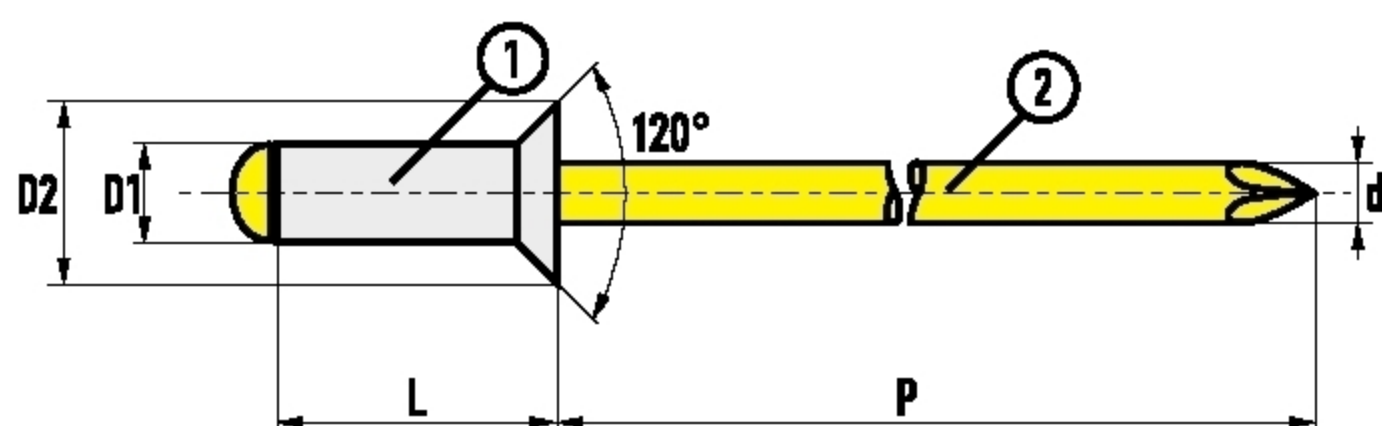
$P = \geq 27 \text{ mm}$

$L = +1 / -0,2 \text{ mm}$

= 4,1 mm

		CODE			
4,0 x 6 mm	1,5 - 3,0 mm	3ASK 40600	1000	1200 N	1600 N
4,0 x 8 mm	3,0 - 5,0 mm	3ASK 40800	1000		
4,0 x 10 mm	5,0 - 6,5 mm	3ASK 40100	1000		
4,0 x 12 mm	6,5 - 8,5 mm	3ASK 40120	1000		
4,0 x 14 mm	8,5 - 10,5 mm	3ASK 40140	500		
4,0 x 16 mm	10,5 - 12,5 mm	3ASK 40160	500		
4,0 x 18 mm	12,5 - 14,5 mm	3ASK 40180	500		
4,0 x 20 mm	14,5 - 16,5 mm	3ASK 40200	500		

# Blind Rivets Countersunk Head



- ① Aluminium AlMg 3/3,5
- ② Steel zinc plated

## Ø 4,8 mm

D1 = 4,8 + 0,08 / - 0,15 mm

D2 = 9,0 + 0 / - 0,5 mm

k = -

d = 2,7 mm

P = ≥ 27 mm

L = +1 / -0,2 mm

= 4,9 mm

		CODE			
4,8 x 6 mm	1,0 - 3,5 mm	3ASK 48600	500	1690	2230
4,8 x 8 mm	2,0 - 4,5 mm	3ASK 48800	500		
4,8 x 10 mm	4,5 - 6,0 mm	3ASK 48100	500		
4,8 x 12 mm	6,0 - 8,0 mm	3ASK 48120	500		
4,8 x 14 mm	8,0 - 10,0 mm	3ASK 48140	500		
4,8 x 16 mm	10,0 - 12,0 mm	3ASK 48160	500		
4,8 x 18 mm	12,0 - 14,0 mm	3ASK 48180	500		
4,8 x 20 mm	14,0 - 16,0 mm	3ASK 48200	500		
4,8 x 25 mm	16,0 - 21,0 mm	3ASK 48150	500		
4,8 x 30 mm	21,0 - 25,0 mm	3ASK 48300	250		
4,8 x 35 mm	25,0 - 30,0 mm	3ASK 48350	250		

## Ø 5,0 mm

D1 = 5,0 + 0,08 / - 0,15 mm

D2 = 9,0 + 0 / - 0,5 mm

k = -

d = 2,7 mm

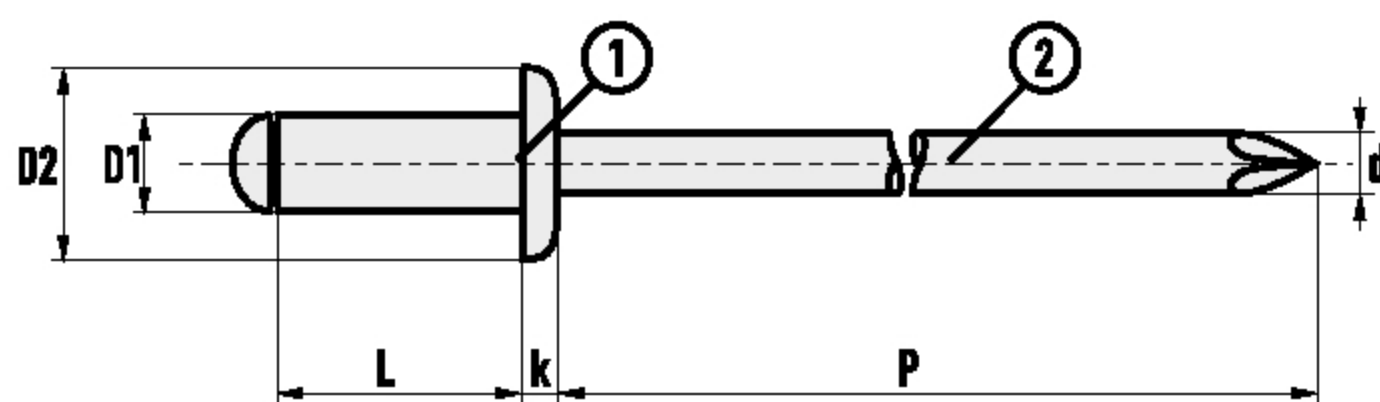
P = ≥ 27 mm

L = +1 / -0,2 mm

= 5,1 mm

		CODE			
5,0 x 8 mm	2,5 - 4,5 mm	3ASK 50800	500	2000 N	2500 N
5,0 x 10 mm	4,5 - 6,0 mm	3ASK 50100	500		
5,0 x 12 mm	6,0 - 8,0 mm	3ASK 50120	500		
5,0 x 14 mm	8,0 - 10,0 mm	3ASK 50140	500		
5,0 x 16 mm	10,0 - 12,0 mm	3ASK 50160	500		
5,0 x 18 mm	12,0 - 14,0 mm	3ASK 50180	500		
5,0 x 20 mm	14,0 - 17,0 mm	3ASK 50200	500		
5,0 x 25 mm	17,0 - 21,0 mm	3ASK 50250	250		
5,0 x 30 mm	21,0 - 25,0 mm	3ASK 50300	250		

# Blind Rivets Domed Head



- ① Aluminium AlMg 2,5
- ② Aluminium alloy

## Ø 3,2 mm

D1 = 3,2 + 0,08 / - 0,1 mm

D2 = 6,5 + 0 / - 0,7 mm

k = 0,8 +/- 0,2 mm

d = 1,95 mm

P = ≥ 27 mm

L = + 1 / -0,2 mm

= 3,3 mm

		CODE			
3,2 x 6 mm	1,5 - 3,5 mm	AAD 32600	1000	535 N	670 N
3,2 x 8 mm	3,5 - 5,0 mm	AAD 32800	1000		
3,2 x 10 mm	5,0 - 7,0 mm	AAD 32100	1000		
3,2 x 12 mm	7,0 - 8,5 mm	AAD 32120	1000		
3,2 x 14 mm	8,5 - 10,5 mm	AAD 32140	1000		
3,2 x 16 mm	10,5 - 13,0 mm	AAD 32160	1000		

## Ø 4,0 mm

D1 = 4,0 + 0,08 / - 0,15 mm

D2 = 8,0 + 0 / - 1 mm

k = 1,0 +/- 0,3 mm

d = 2,45 mm

P = ≥ 27 mm

L = + 1 / -0,2 mm

= 4,1 mm

		CODE			
4,0 x 6 mm	1,5 - 3,5 mm	AAD 40600	1000	845 N	1025 N
4,0 x 8 mm	3,5 - 5,0 mm	AAD 40800	1000		
4,0 x 10 mm	5,0 - 6,5 mm	AAD 40100	1000		
4,0 x 12 mm	6,5 - 8,5 mm	AAD 40120	1000		
4,0 x 14 mm	8,5 - 10,5 mm	AAD 40140	500		
4,0 x 16 mm	10,5 - 12,5 mm	AAD 40160	500		
4,0 x 18 mm	12,5 - 14,5 mm	AAD 40180	500		
4,0 x 20 mm	14,5 - 16,5 mm	AAD 40200	500		

## Ø 4,8 mm

D1 = 4,8 + 0,08 / - 0,15 mm

D2 = 9,5 + 0 / - 1 mm

k = 1,1 +/- 0,3 mm

d = 2,9 mm

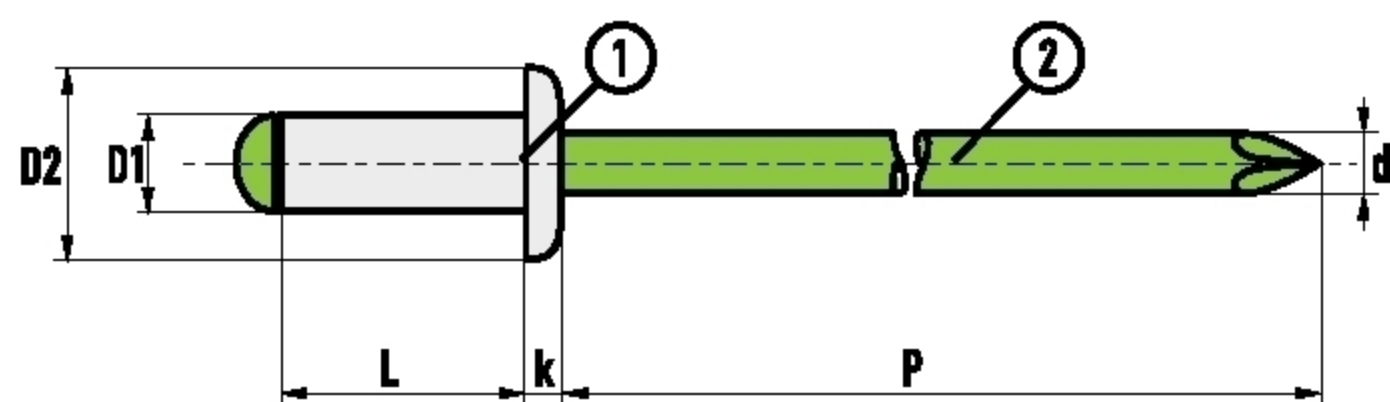
P = ≥ 27 mm

L = + 1 / -0,2 mm

= 4,9 mm

		CODE			
4,8 x 8 mm	3,0 - 4,5 mm	AAD 48800	500	1150 N	1420 N
4,8 x 10 mm	4,5 - 6,0 mm	AAD 48100	500		
4,8 x 12 mm	6,0 - 7,5 mm	AAD 48120	500		
4,8 x 14 mm	7,5 - 9,0 mm	AAD 48140	500		
4,8 x 16 mm	9,0 - 11,5 mm	AAD 48160	500		
4,8 x 18 mm	11,5 - 13,0 mm	AAD 48180	500		
4,8 x 20 mm	13,0 - 15,0 mm	AAD 48200	500		
4,8 x 25 mm	15,0 - 20,0 mm	AAD 48250	500		
4,8 x 30 mm	20,0 - 25,0 mm	AAD 48300	250		
4,8 x 35 mm	25,0 - 30,0 mm	AAD 48350	250		

# Blind Rivets Domed Head



- ① Aluminium AlMg 3 /3,5
- ② Stainless steel A2 [ AISI 304 ]

## Ø 3,0 mm

$D1 = 3,0 + 0,08 / - 0,1 \text{ mm}$   
 $D2 = 6,5 + 0 / - 0,7 \text{ mm}$   
 $k = 0,8 +/- 0,2 \text{ mm}$   
 $d = 1,75 \text{ mm}$   
 $P = \geq 27 \text{ mm}$   
 $L = +1/-0,2 \text{ mm}$   
 = 3,1 mm

		CODE			
3,0 x 6 mm	1,5 - 3,5 mm	3ABD 30600	1000	680 N	870 N
3,0 x 8 mm	3,5 - 5,5 mm	3ABD 30800	1000		
3,0 x 10 mm	5,5 - 7,0 mm	3ABD 30100	1000		
3,0 x 12 mm	7,0 - 9,0 mm	3ABD 30120	1000		
3,0 x 14 mm	9,0 - 11,0 mm	3ABD 30140	1000		
3,0 x 16 mm	11,0 - 13,0 mm	3ABD 30160	1000		

## Ø 3,2 mm

$D1 = 3,2 + 0,08 / - 0,1 \text{ mm}$   
 $D2 = 6,5 + 0 / - 0,7 \text{ mm}$   
 $k = 0,8 +/- 0,2 \text{ mm}$   
 $d = 1,75 \text{ mm}$   
 $P = \geq 27 \text{ mm}$   
 $L = +1/-0,2 \text{ mm}$   
 = 3,3 mm

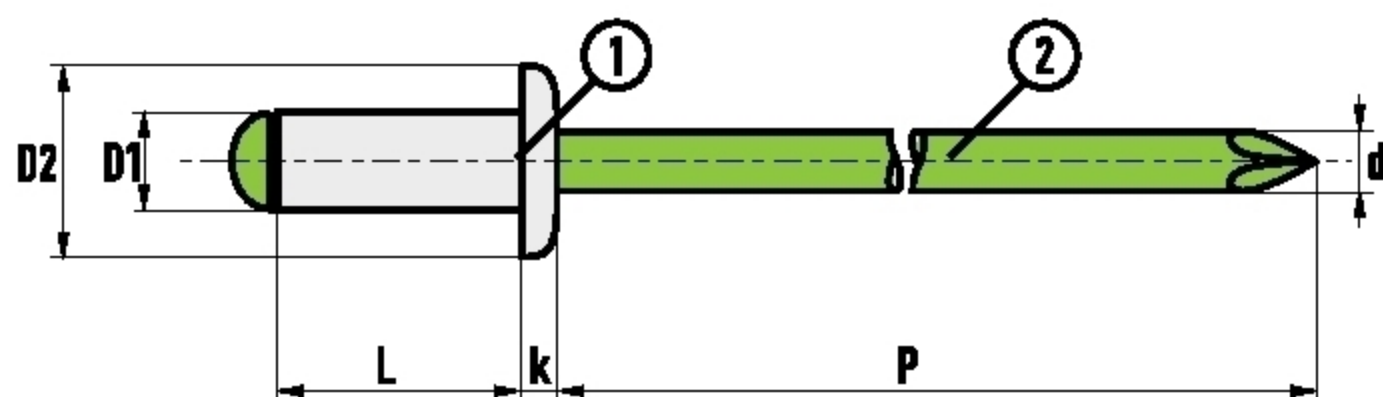
		CODE			
3,2 x 6 mm	1,5 - 3,5 mm	3ABD 32600	1000	760 N	980 N
3,2 x 8 mm	3,5 - 5,0 mm	3ABD 32800	1000		
3,2 x 10 mm	5,0 - 7,0 mm	3ABD 32100	1000		
3,2 x 12 mm	7,0 - 9,0 mm	3ABD 32120	1000		
3,2 x 14 mm	9,0 - 11,0 mm	3ABD 32140	1000		
3,2 x 16 mm	11,0 - 13,0 mm	3ABD 32160	1000		

## Ø 4,0 mm

$D1 = 4,0 + 0,08 / - 0,15 \text{ mm}$   
 $D2 = 8,0 + 0 / - 1 \text{ mm}$   
 $k = 1,0 +/- 0,3 \text{ mm}$   
 $d = 2,1 \text{ mm}$   
 $P = \geq 27 \text{ mm}$   
 $L = +1/-0,2 \text{ mm}$   
 = 4,1 mm

		CODE			
4,0 x 6 mm	1,5 - 3,0 mm	3ABD 40600	1000	1200 N	1600 N
4,0 x 8 mm	3,0 - 5,0 mm	3ABD 40800	1000		
4,0 x 10 mm	5,0 - 7,0 mm	3ABD 40100	1000		
4,0 x 12 mm	7,0 - 9,0 mm	3ABD 40120	1000		
4,0 x 14 mm	9,0 - 11,0 mm	3ABD 40140	500		
4,0 x 16 mm	10,0 - 12,5 mm	3ABD 40160	500		
4,0 x 18 mm	12,5 - 15,0 mm	3ABD 40180	500		
4,0 x 20 mm	15,0 - 17,0 mm	3ABD 40200	500		

# Blind Rivets Domed Head



- ① Aluminium AlMg 3 /3,5
- ② Stainless steel A2 [ AISI 304 ]

## Ø 4,8 mm

$D1 = 4,8 + 0,08 / - 0,15 \text{ mm}$

$D2 = 9,5 + 0 / - 1 \text{ mm}$

$k = 1,1 + / - 0,3 \text{ mm}$

$d = 2,7 \text{ mm}$

$P = \geq 27 \text{ mm}$

$L = +1 / - 0,2 \text{ mm}$

= 4,9 mm

4,8 x 8 mm	3,0 - 4,5 mm	3ABD 48800	500	1700 N	2250 N
4,8 x 10 mm	4,5 - 6,5 mm	3ABD 48100	500		
4,8 x 12 mm	6,5 - 8,5 mm	3ABD 48120	500		
4,8 x 14 mm	8,5 - 10,5 mm	3ABD 48140	500		
4,8 x 16 mm	10,5 - 12,0 mm	3ABD 48160	500		
4,8 x 18 mm	12,0 - 14,0 mm	3ABD 48180	500		
4,8 x 20 mm	14,0 - 16,5 mm	3ABD 48200	500		
4,8 x 25 mm	16,5 - 20,0 mm	3ABD 48250	250		
4,8 x 30 mm	20,0 - 25,0 mm	3ABD 48300	250		

## Ø 5,0 mm

$D1 = 5,0 + 0,08 / - 0,15 \text{ mm}$

$D2 = 9,5 + 0 / - 1 \text{ mm}$

$k = 1,1 + / - 0,3 \text{ mm}$

$d = 2,7 \text{ mm}$

$P = \geq 27 \text{ mm}$

$L = +1 / - 0,2 \text{ mm}$

= 5,1 mm

5,0 x 8 mm	3,0 - 4,5 mm	3ABD 50800	500	2000 N	2500 N
5,0 x 10 mm	4,5 - 6,5 mm	3ABD 50100	500		
5,0 x 12 mm	6,5 - 8,5 mm	3ABD 50120	500		
5,0 x 14 mm	8,5 - 10,5 mm	3ABD 50140	500		
5,0 x 16 mm	10,5 - 12,0 mm	3ABD 50160	500		
5,0 x 18 mm	12,0 - 14,0 mm	3ABD 50180	500		
5,0 x 20 mm	14,0 - 16,5 mm	3ABD 50200	500		
5,0 x 25 mm	16,5 - 20,0 mm	3ABD 50250	250		
5,0 x 30 mm	20,0 - 25,0 mm	3ABD 50300	250		

## Ø 6,0 mm

$D1 = 6,0 + 0,08 / - 0,15 \text{ mm}$

$D2 = 12,0 + 0 / - 1,5 \text{ mm}$

$k = 1,5 + / - 0,4 \text{ mm}$

$d = 3,6 \text{ mm}$

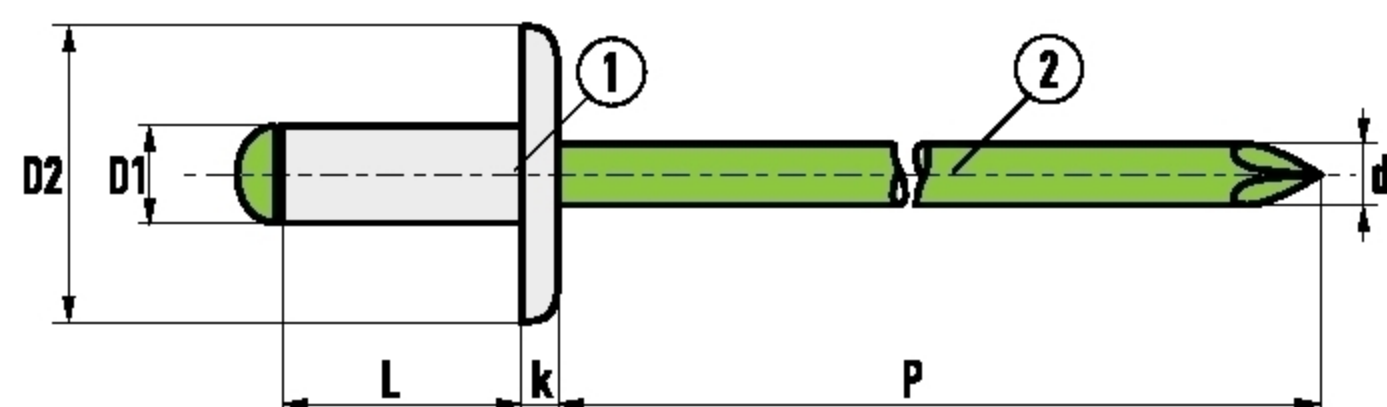
$P = \geq 31 \text{ mm}$

$L = +1 / - 0,2 \text{ mm}$

= 6,1 mm

6,0 x 8 mm	2,5 - 4,5 mm	3ABD 60800	250	3000 N	3900 N
6,0 x 10 mm	4,5 - 6,0 mm	3ABD 60100	250		
6,0 x 12 mm	6,0 - 8,0 mm	3ABD 60120	250		

# Blind Rivets Large Head



- ① Aluminium AlMg 3 /3,5  
 ② Stainless steel A2 [ AISI 304 ]

## Ø 5,0 mm D2 = 14,0 mm

D1 = 5,0 + 0,08 / - 0,15 mm

D2 = 14,0 + / - 1,0 mm

k = 1,8 + / - 0,3 mm

d = 2,7 mm

P = ≥ 27 mm

L = +1/-0,2 mm

= 5,1 mm

		CODE			
5,0 x 8 mm	2,0 - 5,0 mm	3ABLB 50800	500	1650 N	2500 N
5,0 x 10 mm	4,5 - 6,5 mm	3ABLB 50100	500		
5,0 x 12 mm	6,0 - 8,0 mm	3ABLB 50120	500		
5,0 x 14 mm	7,5 - 10,0 mm	3ABLB 50140	250		
5,0 x 16 mm	9,5 - 12,0 mm	3ABLB 50160	250		
5,0 x 18 mm	11,5 - 13,5 mm	3ABLB 50180	250		
5,0 x 20 mm	13,0 - 15,5 mm	3ABLB 50200	250		
5,0 x 25 mm	15,0 - 20,5 mm	3ABLB 50250	250		
5,0 x 30 mm	20,0 - 25,0 mm	3ABLB 50300	250		

## Ø 5,0 mm D2 = 16,0 mm

D1 = 5,0 + 0,08 / - 0,15 mm

D2 = 16,0 + 0,5 / - 1 mm

k = 1,8 + / - 0,3 mm

d = 2,7 mm

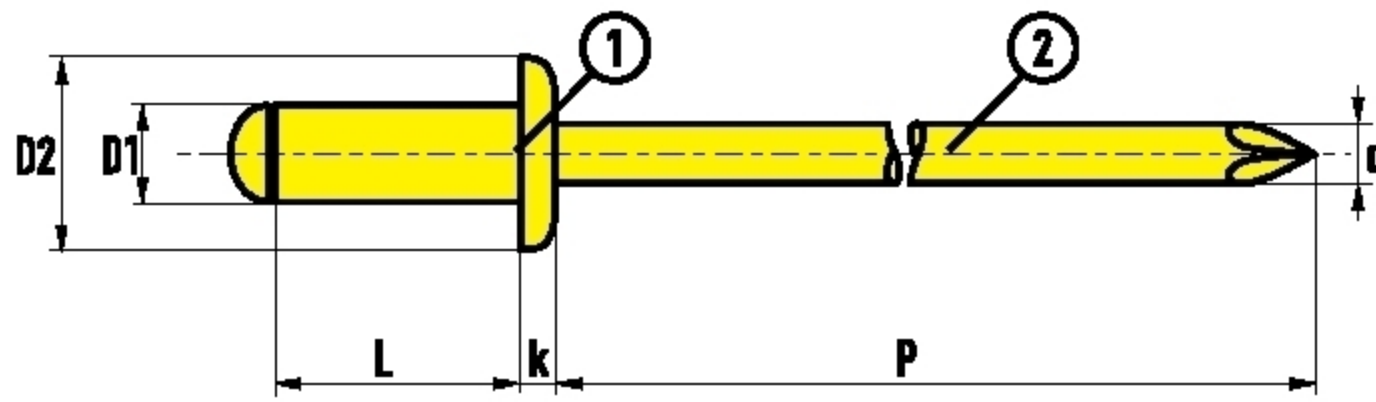
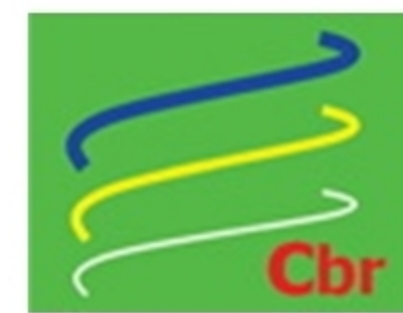
P = ≥ 27 mm

L = +1/-0,2 mm

= 5,1 mm

		CODE			
5,0 x 8 mm	2,0 - 5,0 mm	3ABLA 50800	250	1650 N	2500 N
5,0 x 10 mm	4,5 - 6,5 mm	3ABLA 50100	250		
5,0 x 12 mm	6,0 - 8,0 mm	3ABLA 50120	250		
5,0 x 14 mm	7,5 - 10,0 mm	3ABLA 50140	250		
5,0 x 16 mm	9,5 - 12,0 mm	3ABLA 50160	250		
5,0 x 18 mm	11,5 - 13,5 mm	3ABLA 50180	250		
5,0 x 20 mm	13,0 - 15,5 mm	3ABLA 50200	250		
5,0 x 25 mm	15,0 - 20,5 mm	3ABLA 50250	250		
5,0 x 30 mm	20,0 - 25,0 mm	3ABLA 50300	250		

# Blind Rivets Domed Head



- ① Steel zinc plated
- ② Steel zinc plated

## Ø 3,0 mm

$D1 = 3,0 + 0,08 / - 0,1 \text{ mm}$   
 $D2 = 6,5 + 0 / - 0,7 \text{ mm}$   
 $k = 0,8 +/- 0,2 \text{ mm}$   
 $d = 1,8 \text{ mm}$   
 $P \geq 27 \text{ mm}$   
 $L = +1/-0,2 \text{ mm}$   
 = 3,1 mm

		CODE			
3,0 x 5 mm	0,5 - 1,5 mm	SSD 30500	1000	915 N	1125 N
3,0 x 6 mm	1,5 - 3,0 mm	SSD 30600	1000		
3,0 x 8 mm	3,0 - 5,0 mm	SSD 30800	1000		
3,0 x 10 mm	5,0 - 7,0 mm	SSD 30100	1000		
3,0 x 12 mm	7,0 - 9,0 mm	SSD 30120	1000		
3,0 x 14 mm	9,0 - 11,0 mm	SSD 30140	1000		
3,0 x 16 mm	11,0 - 13,0 mm	SSD 30160	1000		
3,0 x 18 mm	13,0 - 15,0 mm	SSD 30180	1000		
3,0 x 20 mm	15,0 - 17,0 mm	SSD 30200	500		

## Ø 3,2 mm

$D1 = 3,2 + 0,08 / - 0,1 \text{ mm}$   
 $D2 = 6,5 + 0 / - 0,7 \text{ mm}$   
 $k = 0,8 +/- 0,2 \text{ mm}$   
 $d = 2,0 \text{ mm}$   
 $P \geq 27 \text{ mm}$   
 $L = +1/-0,2 \text{ mm}$   
 = 3,3 mm

		CODE			
3,2 x 5 mm	0,5 - 1,5 mm	SSD 32500	1000	1060 N	1285 N
3,2 x 6 mm	1,5 - 3,0 mm	SSD 32600	1000		
3,2 x 8 mm	3,0 - 5,0 mm	SSD 32800	1000		
3,2 x 10 mm	5,0 - 7,0 mm	SSD 32100	1000		
3,2 x 12 mm	7,0 - 9,0 mm	SSD 32120	1000		
3,2 x 14 mm	9,0 - 11,0 mm	SSD 32140	1000		
3,2 x 16 mm	11,0 - 13,0 mm	SSD 32160	1000		
3,2 x 18 mm	13,0 - 15,0 mm	SSD 32180	1000		
3,2 x 20 mm	15,0 - 17,0 mm	SSD 32200	500		

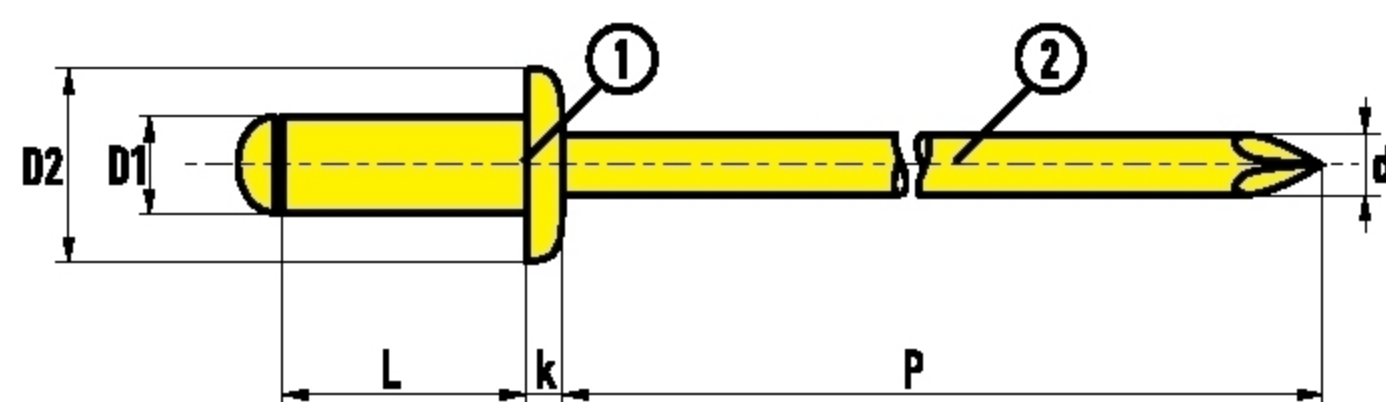
## Ø 4,0 mm

$D1 = 4,0 + 0,08 / - 0,10 \text{ mm}$   
 $D2 = 8,0 + 0 / - 1,0 \text{ mm}$   
 $k = 1,0 +/- 0,3 \text{ mm}$   
 $d = 2,4 \text{ mm}$   
 $P \geq 27 \text{ mm}$   
 $L = +1/-0,2 \text{ mm}$   
 = 4,1 mm

		CODE			
4,0 x 6 mm	0,5 - 2,5	SSD 40600	1000	1550 N	1990 N
4,0 x 8 mm	2,5 - 4,5	SSD 40800	1000		
4,0 x 10 mm	4,5 - 6,5	SSD 40100	1000		
4,0 x 12 mm	6,5 - 8,5	SSD 40120	1000		
4,0 x 14 mm	8,5 - 10,5	SSD 40140	500		
4,0 x 16 mm	10,5 - 12,5	SSD 40160	500		
4,0 x 18 mm	12,5 - 14,5	SSD 40180	500		
4,0 x 20 mm	14,5 - 16,5	SSD 40200	500		
4,0 x 22 mm	16,5 - 18,0	SSD 40220	500		
4,0 x 24 mm	17,0 - 20,0	SSD 40240	500		
4,0 x 25 mm	17,5 - 22,5	SSD 40250	500		
4,0 x 26 mm	18,0 - 23,0	SSD 40260	500		
4,0 x 30 mm	22,0 - 27,0	SSD 40300	500		



# Blind Rivets Domed Head



- ① Steel zinc plated  
② Steel zinc plated

## Ø 4,8 mm

$$D1 = 4,8 + 0,08 / - 0,15 \text{ mm}$$

$$D2 = 9,5 + 0 / - 1 \text{ mm}$$

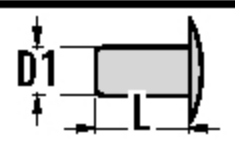
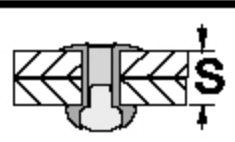

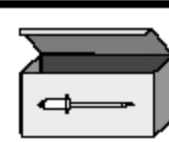
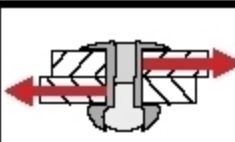
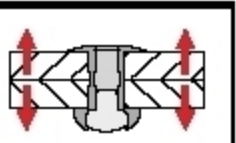
$$k = 1,1 + / - 0,3 \text{ mm}$$

$$d = 2,9 \text{ mm}$$

$$P = \geq 27 \text{ mm}$$

$$L = +1 / - 0,2 \text{ mm}$$

$$\text{---} = 4,9 \text{ mm}$$

		 CODE			
4,8 x 6 mm	1,0 - 2,5 mm	SSD 48060	500	2300 N	2920 N
4,8 x 8 mm	2,5 - 4,5 mm	SSD 48080	500		
4,8 x 10 mm	4,5 - 6,0 mm	SSD 48100	500		
4,8 x 12 mm	6,0 - 8,0 mm	SSD 48120	500		
4,8 x 14 mm	8,0 - 10,0 mm	SSD 48140	500		
4,8 x 16 mm	10,0 - 11,5 mm	SSD 48160	500		
4,8 x 18 mm	11,5 - 13,5 mm	SSD 48180	500		
4,8 x 20 mm	13,5 - 15,0 mm	SSD 48200	500		
4,8 x 22 mm	15,0 - 17,0 mm	SSD 48220	500		
4,8 x 25 mm	17,0 - 20,0 mm	SSD 48250	250		
4,8 x 30 mm	20,0 - 25,0 mm	SSD 48300	250		

## Ø 5,0 mm

$$D1 = 5,0 + 0,08 / - 0,15 \text{ mm}$$

$$D2 = 9,5 + 0 / - 1 \text{ mm}$$

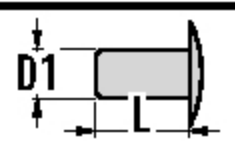
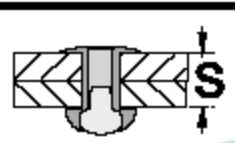

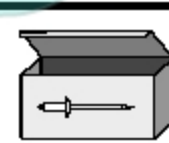
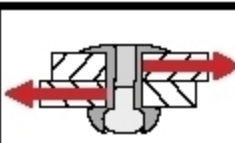
$$k = 1,1 + / - 0,3 \text{ mm}$$

$$d = 2,9 \text{ mm}$$

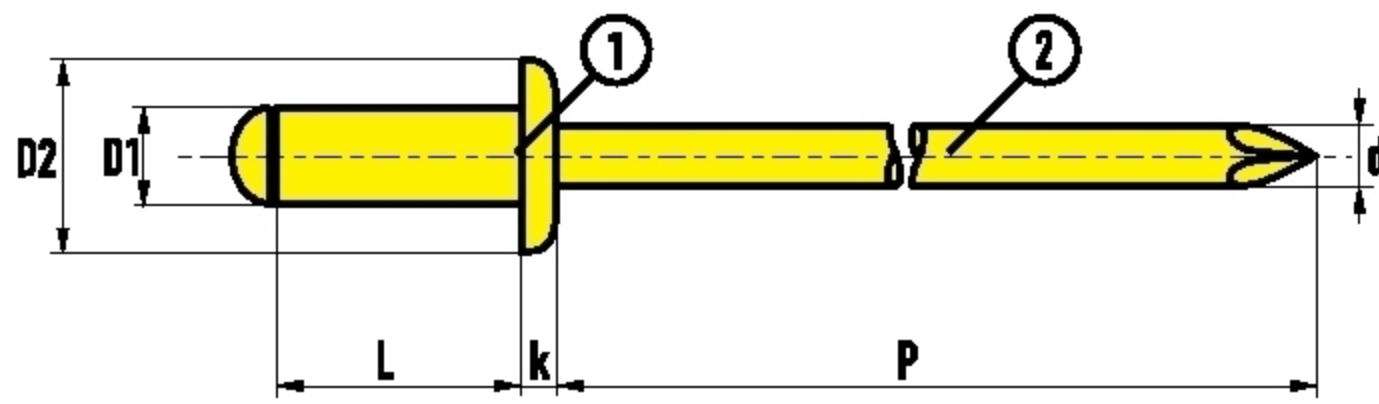
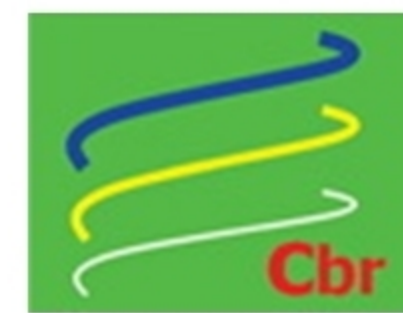
$$P = \geq 27 \text{ mm}$$

$$L = +1 / - 0,2 \text{ mm}$$

$$\text{---} = 5,1 \text{ mm}$$

		 CODE			
5,0 x 10 mm	4,0 - 6,0 mm	SSD 50100	500	2575 N	3255 N
5,0 x 12 mm	6,0 - 8,0 mm	SSD 50120	500		
5,0 x 14 mm	8,0 - 10,0 mm	SSD 50140	500		
5,0 x 16 mm	10,0 - 11,5 mm	SSD 50160	500		
5,0 x 18 mm	11,5 - 13,5 mm	SSD 50180	500		
5,0 x 20 mm	13,5 - 15,0 mm	SSD 50200	500		
5,0 x 22 mm	15,0 - 17,0 mm	SSD 50220	500		
5,0 x 25 mm	17,0 - 20,0 mm	SSD 50250	250		
5,0 x 30 mm	20,0 - 25,0 mm	SSD 50300	250		

# Blind Rivets Domed Head



- ① Steel zinc plated
- ② Steel zinc plated

## Ø 6,0 mm

$D1 = 6,0 + 0,08 / - 0,15 \text{ mm}$

$D2 = 12,0 + 0 / - 1,5 \text{ mm}$

$k = 1,5 \pm 0,4 \text{ mm}$

$d = 3,7 \text{ mm}$

$P \geq 31 \text{ mm}$

$L = +1 / - 0,2 \text{ mm}$

= 6,1 mm

		CODE			
6,0 x 10 mm	2,5 - 4,5 mm	SSD 60100	250	4000 N	5000 N
6,0 x 12 mm	4,5 - 6,5 mm	SSD 60120	250		
6,0 x 15 mm	6,5 - 9,5 mm	SSD 60150	250		
6,0 x 18 mm	9,5 - 12,5 mm	SSD 60180	250		
6,0 x 22 mm	12,5 - 16,5 mm	SSD 60220	250		
6,0 x 26 mm	16,0 - 19,0 mm	SSD 60260	250		
6,0 x 30 mm	19,0 - 24,0 mm	SSD 60300	250		

## Ø 6,4 mm

$D1 = 6,4 + 0,08 / - 0,15 \text{ mm}$

$D2 = 13,0 + 0 / - 1,5 \text{ mm}$

$k = 1,8 \pm 0,4 \text{ mm}$

$d = 3,8 \text{ mm}$

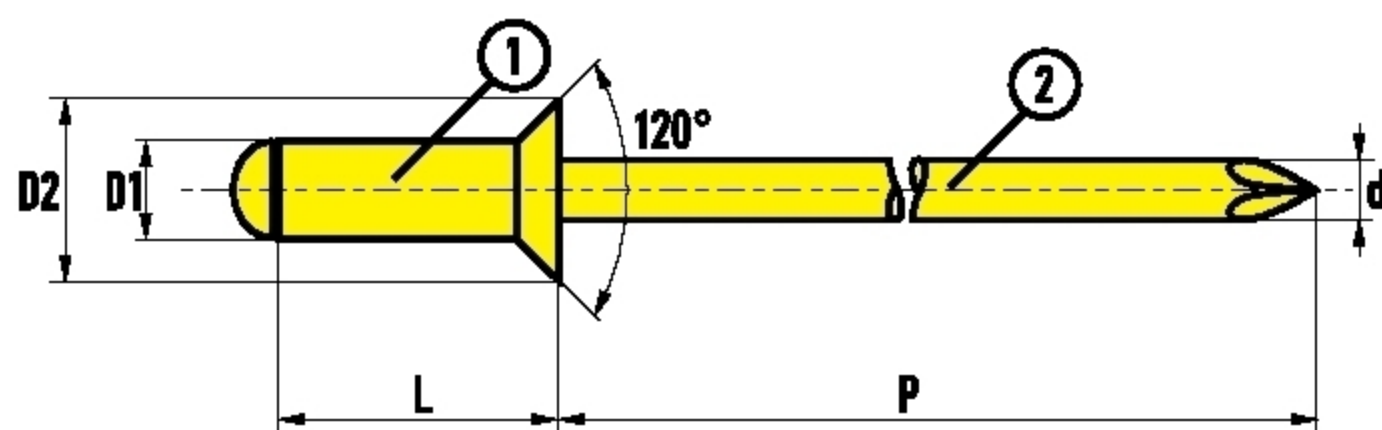
$P \geq 31 \text{ mm}$

$L = +1 / - 0,2 \text{ mm}$

= 6,5 mm

		CODE			
6,4 x 8 mm	1,0 - 3,0 mm	SSD 64800	250	4350 N	5400 N
6,4 x 10 mm	2,0 - 4,0 mm	SSD 64100	250		
6,4 x 12 mm	3,0 - 6,0 mm	SSD 64120	250		
6,4 x 15 mm	6,0 - 9,0 mm	SSD 64150	250		
6,4 x 18 mm	9,0 - 12,0 mm	SSD 64180	250		
6,4 x 22 mm	12,0 - 16,0 mm	SSD 64220	250		
6,4 x 26 mm	16,0 - 20,0 mm	SSD 64260	250		
6,4 x 30 mm	20,0 - 24,0 mm	SSD 64300	250		

# Blind Rivets Countersunk Head



- ① Steel zinc plated
- ② Steel zinc plated

## Ø 3,0 mm

$D1 = 3,0 + 0,08 / - 0,1 \text{ mm}$   
 $D2 = 6,0 + 0 / - 0,4 \text{ mm}$   
 $k = -$   
 $d = 1,8 \text{ mm}$   
 $P \geq 27 \text{ mm}$   
 $L = +1 / - 0,2 \text{ mm}$   
 = 3,1 mm

		CODE			
3,0 x 6 mm	1,5 - 3,0 mm	SSK 30600	1000	950 N	1125 N
3,0 x 8 mm	3,0 - 5,0 mm	SSK 30800	1000		
3,0 x 10 mm	5,0 - 7,0 mm	SSK 30100	1000		
3,0 x 12 mm	7,0 - 9,0 mm	SSK 30120	1000		

## Ø 3,2 mm

$D1 = 3,2 + 0,08 / - 0,1 \text{ mm}$   
 $D2 = 6,0 + 0 / - 0,4 \text{ mm}$   
 $k = -$   
 $d = 2,0 \text{ mm}$   
 $P \geq 27 \text{ mm}$   
 $L = +1 / - 0,2 \text{ mm}$   
 = 3,3 mm

		CODE			
3,2 x 6 mm	1,5 - 3,0 mm	SSK 32600	1000	1060 N	1285 N
3,2 x 8 mm	3,0 - 5,0 mm	SSK 32800	1000		
3,2 x 10 mm	5,0 - 7,0 mm	SSK 32100	1000		
3,2 x 12 mm	7,0 - 9,0 mm	SSK 32120	1000		
3,2 x 14 mm	8,0 - 11,0 mm	SSK 32140	1000		

## Ø 4,0 mm

$D1 = 4,0 + 0,08 / - 0,10 \text{ mm}$   
 $D2 = 7,5 + 0 / - 0,5 \text{ mm}$   
 $k = -$   
 $d = 2,4 \text{ mm}$   
 $P \geq 27 \text{ mm}$   
 $L = +1 / - 0,2 \text{ mm}$   
 = 4,1 mm

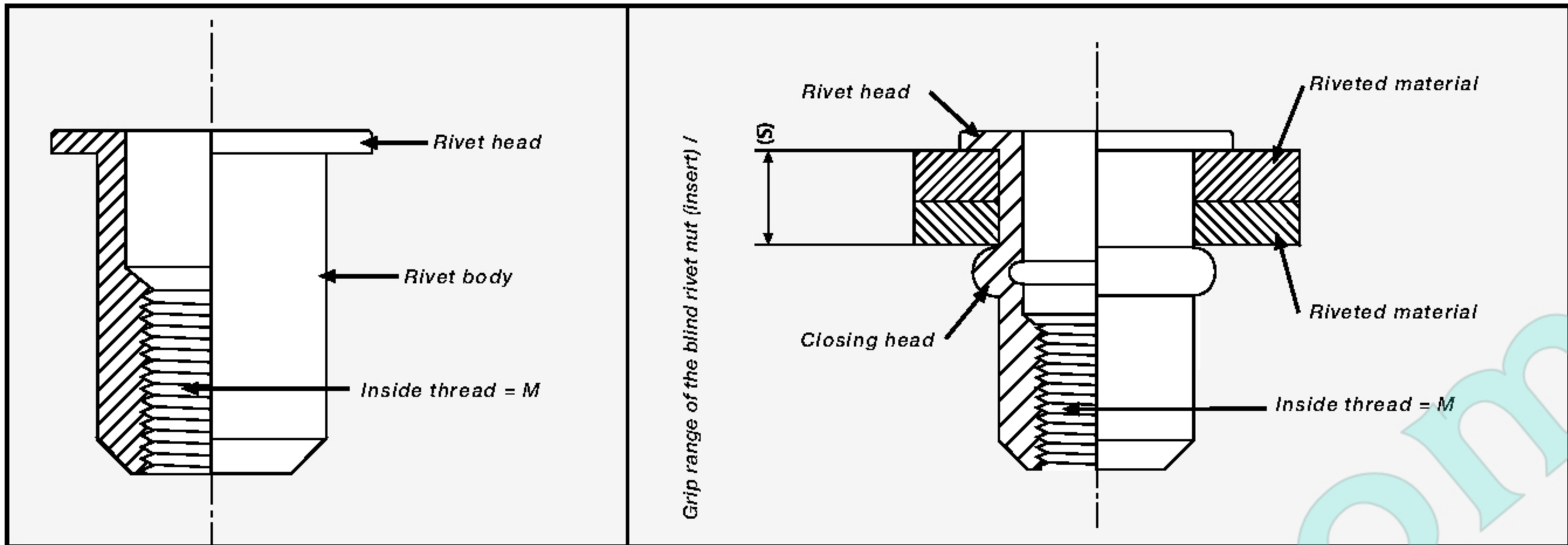
		CODE			
4,0 x 6 mm	1,5 - 2,5 mm	SSK 40600	1000	1550 N	1990 N
4,0 x 8 mm	2,5 - 4,5 mm	SSK 40800	1000		
4,0 x 10 mm	4,5 - 6,5 mm	SSK 40100	1000		
4,0 x 12 mm	6,5 - 8,5 mm	SSK 40120	1000		
4,0 x 14 mm	8,5 - 10,5 mm	SSK 40140	500		
4,0 x 16 mm	10,5 - 12,5 mm	SSK 40160	500		

## Ø 4,8 mm

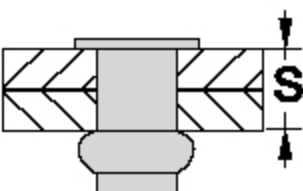
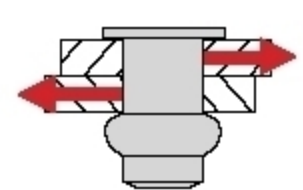
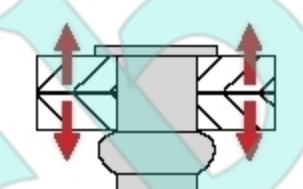

$D1 = 4,8 + 0,08 / - 0,15 \text{ mm}$   
 $D2 = 9,0 + 0 / - 0,5 \text{ mm}$   
 $k = -$   
 $d = 2,9 \text{ mm}$   
 $P \geq 27 \text{ mm}$   
 $L = +1 / - 0,2 \text{ mm}$   
 = 4,9 mm

		CODE			
4,8 x 8 mm	1,5 - 4,0 mm	SSK 48800	500	2300 N	2920 N
4,8 x 10 mm	3,5 - 6,0 mm	SSK 48100	500		
4,8 x 12 mm	6,0 - 8,0 mm	SSK 48121	500		
4,8 x 14 mm	8,0 - 10,0 mm	SSK 48141	500		
4,8 x 16 mm	10,0 - 11,5 mm	SSK 48160	500		
4,8 x 18 mm	11,5 - 13,5 mm	SSK 48180	500		
4,8 x 20 mm	13,5 - 15,5 mm	SSK 48200	500		
4,8 x 22 mm	15,5 - 17,5 mm	SSK 48220	500		

**The blind rivet nut (insert)**

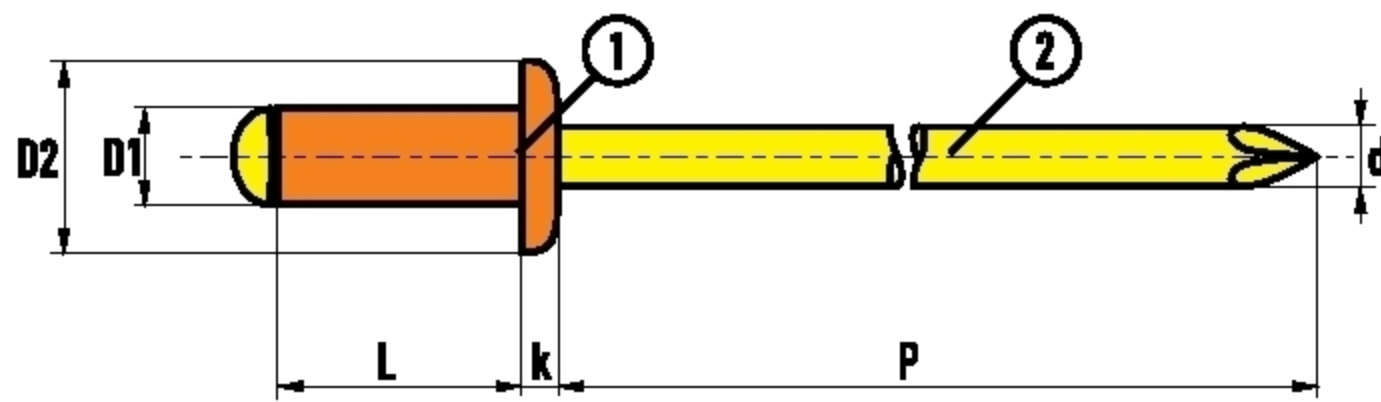
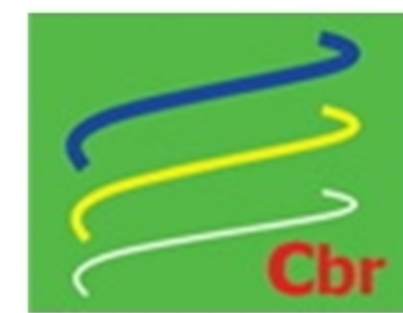


**Pictograms**

	<p><i>Grip range of the blind rivet nut (insert)</i></p>
	<p><i>The named shearing strength (N = Newton) in this catalogue is the force of the mechanical breakdown of the blind rivet nut (insert).</i></p>
	<p><i>The named tensile strength (N = Newton) in this catalogue is the force of the mechanical breakdown of the blind rivet nut (insert).</i></p>
	<p><i>Maximum torque data (Nm) up to the failure of the blind rivet nut (insert). The jiggering of the blind rivet nut (insert) is the failure.</i></p>

**(1 kp ≈ 10 N)**

# Blind Rivets Domed Head



- ① Copper alloy
- ② Steel zinc plated

## Ø 3,0 mm

$D1 = 3,0 + 0,08 / - 0,1 \text{ mm}$   
 $D2 = 6,5 + 0 / - 0,7 \text{ mm}$   
 $k = 0,8 +/- 0,2 \text{ mm}$   
 $d = 1,75 \text{ mm}$   
 $P \geq 27 \text{ mm}$   
 $L = +1/-0,2 \text{ mm}$   
 = 3,1 mm

3,0 x 5 mm	0,5 - 2,0 mm	CSD 30500	1000	600 N	700 N
3,0 x 6 mm	1,0 - 3,0 mm	CSD 30600	1000		
3,0 x 8 mm	3,0 - 5,0 mm	CSD 30800	1000		
3,0 x 10 mm	5,0 - 7,0 mm	CSD 30100	1000		
3,0 x 12 mm	7,0 - 9,0 mm	CSD 30120	1000		

## Ø 3,2 mm

$D1 = 3,2 + 0,08 / - 0,1 \text{ mm}$   
 $D2 = 6,5 + 0 / - 0,7 \text{ mm}$   
 $k = 0,8 +/- 0,2 \text{ mm}$   
 $d = 1,75 \text{ mm}$   
 $P \geq 27 \text{ mm}$   
 $L = +1/-0,2 \text{ mm}$   
 = 3,3 mm

3,2 x 6 mm	1,0 - 3,0 mm	CSD 32600	1000	700 N	800 N
3,2 x 8 mm	3,0 - 5,0 mm	CSD 32800	1000		
3,2 x 10 mm	5,0 - 7,0 mm	CSD 32100	1000		
3,2 x 12 mm	7,0 - 9,0 mm	CSD 32120	1000		

## Ø 4,0 mm

$D1 = 4,0 + 0,08 / - 0,10 \text{ mm}$   
 $D2 = 8,0 + 0 / - 1 \text{ mm}$   
 $k = 1,0 +/- 0,3 \text{ mm}$   
 $d = 2,1 \text{ mm}$   
 $P \geq 27 \text{ mm}$   
 $L = +1/-0,2 \text{ mm}$   
 = 4,1 mm

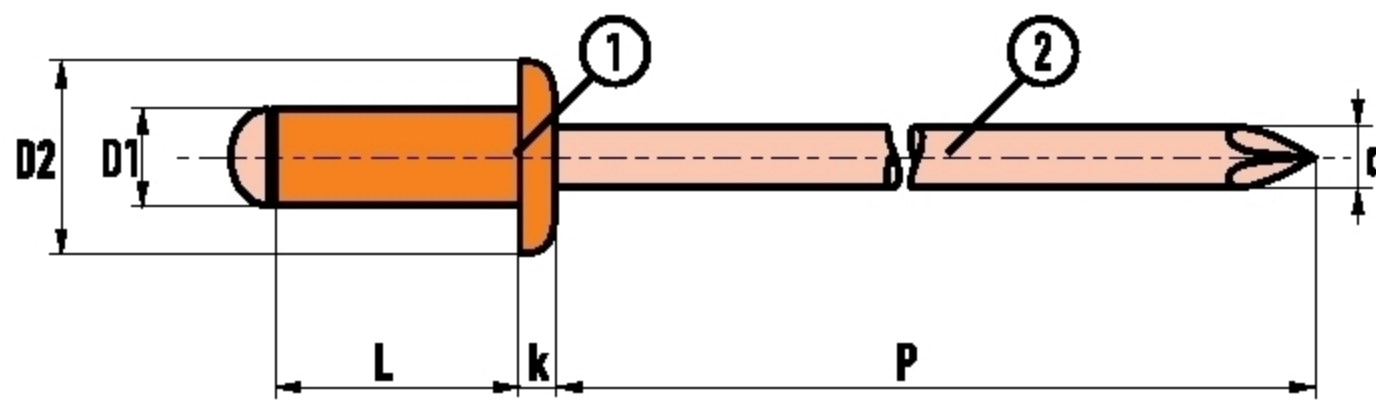
4,0 x 6 mm	1,0 - 2,0 mm	CSD 40600	1000	1000 N	1500 N
4,0 x 8 mm	2,0 - 4,0 mm	CSD 40800	1000		
4,0 x 10 mm	4,0 - 6,0 mm	CSD 40100	1000		
4,0 x 12 mm	6,0 - 8,0 mm	CSD 40120	1000		
4,0 x 14 mm	8,0 - 10,0 mm	CSD 40140	500		
4,0 x 16 mm	10,0 - 12,0 mm	CSD 40160	500		

## Ø 4,8 mm

$D1 = 4,8 + 0,08 / - 0,15 \text{ mm}$   
 $D2 = 9,5 + 0 / - 1 \text{ mm}$   
 $k = 1,1 +/- 0,3 \text{ mm}$   
 $d = 2,7 \text{ mm}$   
 $P \geq 27 \text{ mm}$   
 $L = +1/-0,2 \text{ mm}$   
 = 4,9 mm

4,8 x 8 mm	1,5 - 3,5 mm	CSD 48800	500	1500 N	2000 N
4,8 x 10 mm	3,5 - 5,5 mm	CSD 48100	500		
4,8 x 12 mm	5,5 - 7,5 mm	CSD 48120	500		
4,8 x 14 mm	7,5 - 9,5 mm	CSD 48140	500		
4,8 x 16 mm	9,5 - 11,5 mm	CSD 48160	500		
4,8 x 18 mm	11,5 - 13,5 mm	CSD 48180	500		
4,8 x 20 mm	13,5 - 15,5 mm	CSD 48200	500		

# Blind Rivets Domed Head



- ① Copper alloy
- ② Bronze

Ø 3,2 mm

D1 = 3,2 + 0 / - 0,07 mm

D2 = 6,2 + 0 / - 0,2 mm

k = 0,8 +/- 0,2 mm

d = 1,75 mm

P = ≥ 27 mm

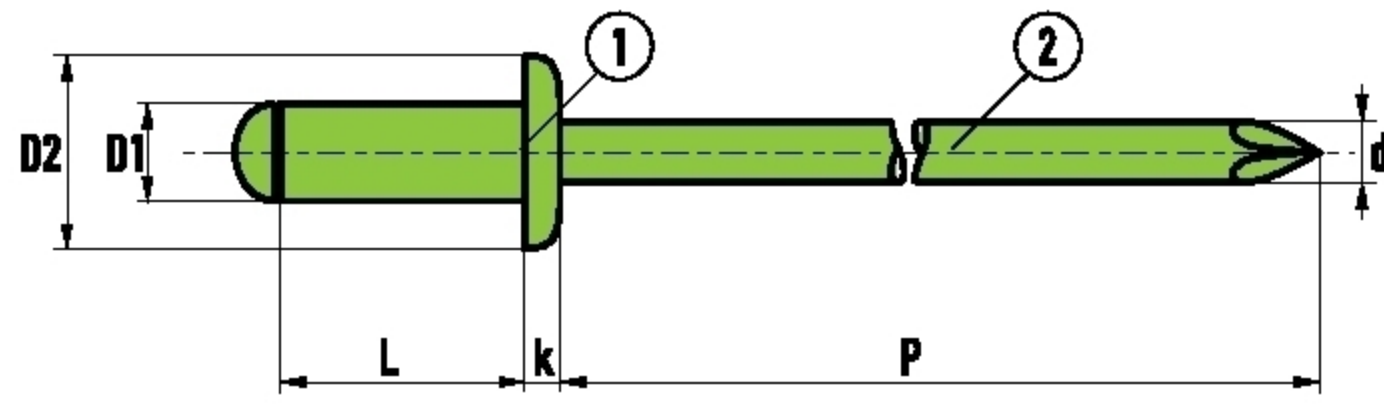
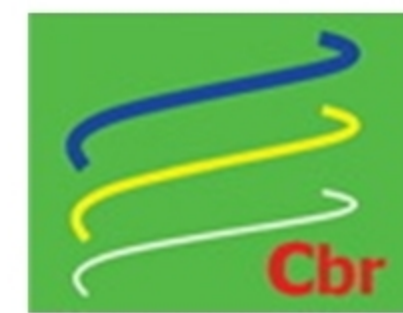
L = +1/-0,2 mm

= 3,3 mm

		CODE			
3,2 x 5 mm	0,5 - 1,5 mm	CBD 32502	1000	800 N	1000 N
3,2 x 6 mm	1,5 - 2,5 mm	CBD 32602	1000		
3,2 x 7 mm	2,5 - 3,5 mm	CBD 32702	1000		
3,2 x 9 mm	3,5 - 5,5 mm	CBD 32902	1000		
3,2 x 10 mm	5,5 - 7,5 mm	CBD 32102	1000		
3,2 x 12 mm	7,5 - 8,5 mm	CBD 32122	1000		

Cbrfastener.com

# Blind Rivets Domed Head



- ① Stainless steel A2 [ AISI 302Hq ]
- ② Stainless steel A2 [ AISI 304 ]

## Ø 3,0 mm

$D1 = 3,0 + 0,08 / - 0,1 \text{ mm}$   
 $D2 = 6,5 + 0 / - 0,7 \text{ mm}$   
 $k = 0,8 +/- 0,2 \text{ mm}$   
 $d = 1,75 \text{ mm}$   
 $P = \geq 27 \text{ mm}$   
 $L = +1/-0,2 \text{ mm}$   
 = 3,1 mm

		CODE			
3,0 x 6 mm	1,0 - 3,0 mm	2BBD 30600	1000	1600 N	2000 N
3,0 x 8 mm	3,0 - 5,0 mm	2BBD 30800	1000		
3,0 x 10 mm	5,0 - 7,0 mm	2BBD 30100	1000		
3,0 x 12 mm	7,0 - 9,0 mm	2BBD 30120	1000		
3,0 x 16 mm	9,0 - 13,0 mm	2BBD 30160	1000		

## Ø 3,2 mm

$D1 = 3,2 + 0,08 / - 0,1 \text{ mm}$   
 $D2 = 6,5 + 0 / - 0,7 \text{ mm}$   
 $k = 0,8 +/- 0,2 \text{ mm}$   
 $d = 2,0 \text{ mm}$   
 $P = \geq 27 \text{ mm}$   
 $L = +1/-0,2 \text{ mm}$   
 = 3,3 mm

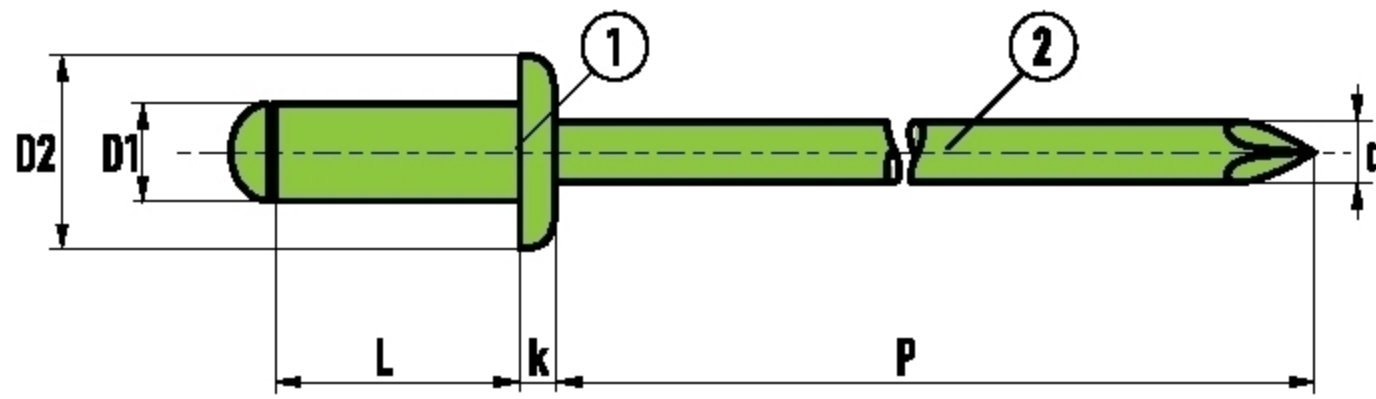
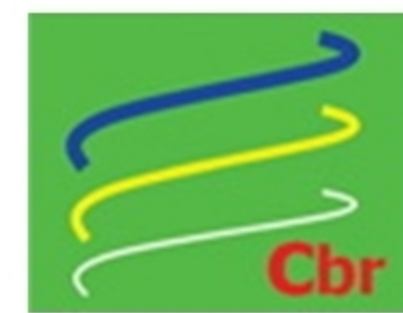
		CODE			
3,2 x 6 mm	1,0 - 3,0 mm	2BBD 32600	1000	1800 N	2500 N
3,2 x 8 mm	3,0 - 5,0 mm	2BBD 32800	1000		
3,2 x 10 mm	5,0 - 7,0 mm	2BBD 32100	1000		
3,2 x 12 mm	7,0 - 9,0 mm	2BBD 32120	1000		
3,2 x 14 mm	8,0 - 10,0 mm	2BBD 32140	1000		
3,2 x 16 mm	9,0 - 12,0 mm	2BBD 32160	1000		
3,2 x 18 mm	12,0 - 14,0 mm	2BBD 32180	1000		

## Ø 4,0 mm

$D1 = 4,0 + 0,08 / - 0,10 \text{ mm}$   
 $D2 = 8,0 + 0 / - 1 \text{ mm}$   
 $k = 1,0 +/- 0,3 \text{ mm}$   
 $d = 2,5 \text{ mm}$   
 $P = \geq 27 \text{ mm}$   
 $L = +1/-0,2 \text{ mm}$   
 = 4,1 mm

		CODE			
4,0 x 6 mm	1,0 - 2,5 mm	2BBD 40600	1000	3100 N	3800 N
4,0 x 8 mm	2,5 - 4,5 mm	2BBD 40800	1000		
4,0 x 10 mm	4,5 - 6,5 mm	2BBD 40100	1000		
4,0 x 12 mm	6,5 - 8,5 mm	2BBD 40120	500		
4,0 x 14 mm	8,5 - 10,5 mm	2BBD 40140	500		
4,0 x 16 mm	9,5 - 12,0 mm	2BBD 40160	500		
4,0 x 18 mm	12,0 - 14,0 mm	2BBD 40180	500		
4,0 x 20 mm	14,0 - 16,0 mm	2BBD 40200	500		

# Blind Rivets Domed Head



① Stainless steel A2 [ AISI 302 Hq]

② Stainless steel A2 [ AISI 304 ]

## Ø 4,8 mm

$D1 = 4,8 + 0,08 / - 0,15$  mm

$D2 = 9,5 + 0 / - 1$  mm

$k = 1,1 +/- 0,3$  mm

$d = 2,9$  mm

$P \geq 27$  mm

$L = +1/-0,2$  mm

= 4,9 mm

		CODE			
4,8 x 8 mm	1,5 - 4,0 mm	2BBD 48800	500	4500 N	6000 N
4,8 x 10 mm	4,0 - 6,0 mm	2BBD 48101	500		
4,8 x 12 mm	6,0 - 8,0 mm	2BBD 48120	500		
4,8 x 14 mm	8,0 - 9,5 mm	2BBD 48140	500		
4,8 x 16 mm	9,5 - 11,0 mm	2BBD 48160	500		
4,8 x 18 mm	11,0 - 13,0 mm	2BBD 48180	500		
4,8 x 20 mm	11,0 - 15,0 mm	2BBD 48200	500		
4,8 x 22 mm	15,0 - 17,0 mm	2BBD 48220	500		
4,8 x 25 mm	17,0 - 20,0 mm	2BBD 48250	250		
4,8 x 27 mm	18,0 - 22,0 mm	2BBD 48270	250		
4,8 x 30 mm	21,0 - 25,0 mm	2BBD 48300	250		
4,8 x 40 mm	25,0 - 35,0 mm	2BBD 48400	250		

## Ø 5,0 mm

$D1 = 5,0 + 0,08 / - 0,15$  mm

$D2 = 9,5 + 0 / - 1$  mm

$k = 1,1 +/- 0,3$  mm

$d = 2,9$  mm

$P \geq 27$  mm

$L = +1/-0,2$  mm

= 5,1 mm

		CODE			
5,0 x 8 mm	2,0 - 4,0 mm	2BBD 50800	500	5000 N	6500 N
5,0 x 10 mm	4,0 - 6,0 mm	2BBD 50100	500		
5,0 x 12 mm	6,0 - 8,0 mm	2BBD 50120	500		
5,0 x 14 mm	8,0 - 10,0 mm	2BBD 50140	500		
5,0 x 16 mm	10,0 - 12,0 mm	2BBD 50160	500		
5,0 x 18 mm	12,0 - 14,0 mm	2BBD 50180	500		
5,0 x 20 mm	14,0 - 16,0 mm	2BBD 50200	500		

## Ø 6,0 mm

$D1 = 6,0 + 0,08 / - 0,15$  mm

$D2 = 12,0 + 0 / - 1,5$  mm

$k = 1,5 +/- 0,4$  mm

$d = 3,6$  mm

$P \geq 31$  mm

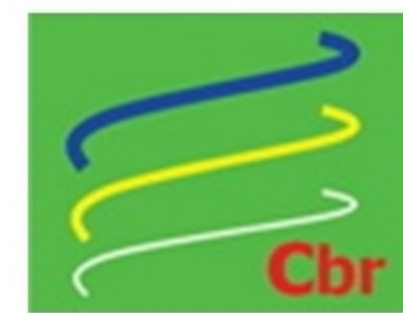
$L = +1/-0,2$  mm

= 6,1 mm

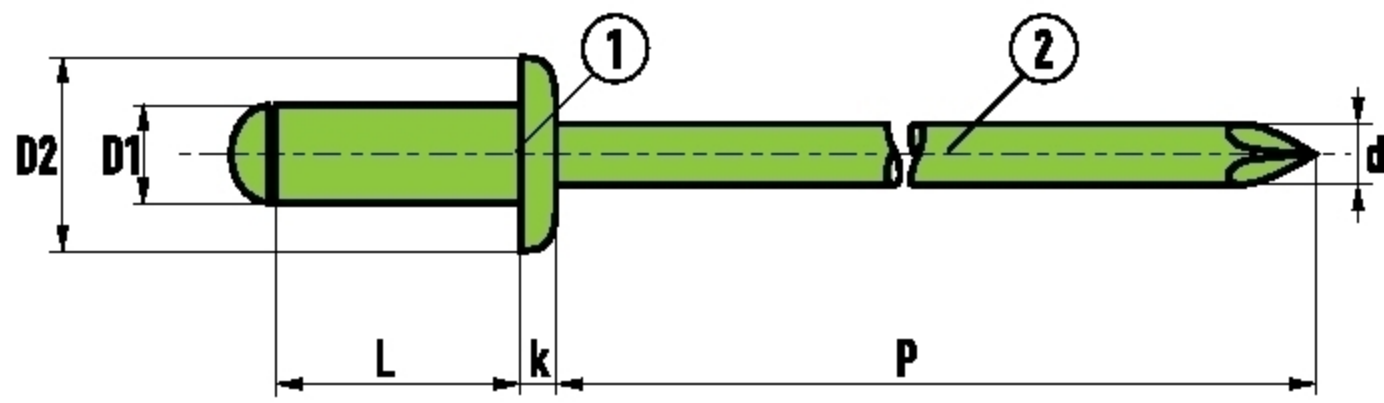
		CODE			
6,0 x 10 mm	2,0 - 4,0 mm	2BBD 60100	250	6500 N	8850 N
6,0 x 12 mm	4,0 - 6,0 mm	2BBD 60120	250		
6,0 x 15 mm	6,0 - 9,0 mm	2BBD 60150	250		
6,0 x 18 mm	9,0 - 12,0 mm	2BBD 60180	250		
6,0 x 20 mm	10,0 - 14,0 mm	2BBD 60200	250		
6,0 x 22 mm	12,0 - 16,0 mm	2BBD 60220	250		
6,0 x 25 mm	15,0 - 19,0 mm	2BBD 60250	250		



# Blind Rivets Domed Head



STANDARD



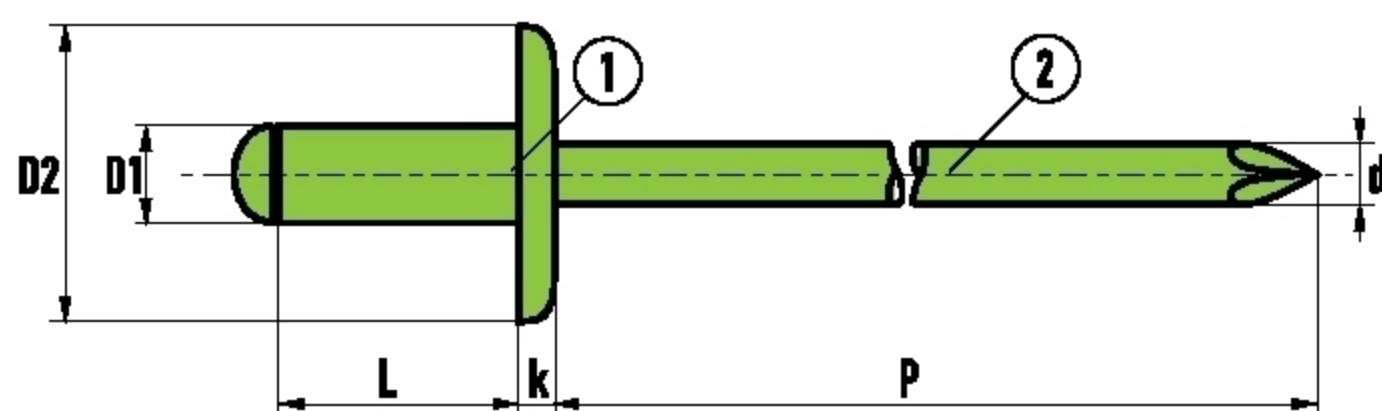
- ① Stainless steel A2 [ AISI 302Hq ]
- ② Stainless steel A2 [ AISI 304 ]

**Ø 6,4 mm**  
 $D1 = 6,4 + 0,08 / - 0,15 \text{ mm}$   
 $D2 = 13,0 + 0 / - 1,5 \text{ mm}$   
 $k = 1,8 + / - 0,4 \text{ mm}$   
 $d = 3,85 \text{ mm}$   
 $P = \geq 31 \text{ mm}$   
 $L = +1 / - 0,2 \text{ mm}$   
 = 6,5 mm

		CODE			
6,4 x 10 mm	2,0 - 4,0 mm	2BBD 64100	250	6500 N	8850 N
6,4 x 12 mm	4,0 - 6,0 mm	2BBD 64120	250		
6,4 x 15 mm	6,0 - 9,0 mm	2BBD 64150	250		
6,4 x 18 mm	9,0 - 13,0 mm	2BBD 64180	250		
6,4 x 20 mm	13,0 - 16,0 mm	2BBD 64200	250		
6,4 x 25 mm	16,0 - 20,0 mm	2BBD 64250	250		

Cbrfastener.com

# Blind Rivets Large Head



- ① Stainless steel A2 [ AISI 304 ]
- ② Stainless steel A2 [ AISI 304 ]

## Ø 3,2 mm D2 = 9,5 mm

D1 = 3,2 + 0,08 / - 0,1 mm  
 D2 = 9,5 + 0,3 / - 0,7 mm  
 k = 1,3 + 0,3 / - 0,1 mm  
 d = 1,9 mm  
 P = ≥ 27 mm  
 L = +1/-0,2 mm  
 = 3,3 mm

		CODE			
3,2 x 6 mm	1,0 - 3,0 mm	2BBL 32600	500	1875 N	2360 N
3,2 x 8 mm	3,0 - 5,0 mm	2BBL 32800	500		
3,2 x 10 mm	5,0 - 7,0 mm	2BBL 32100	500		
3,2 x 12 mm	7,0 - 9,0 mm	2BBL 32120	500		
3,2 x 14 mm	9,0 - 11,0 mm	2BBL 32140	500		

## Ø 4,0 mm D2 = 12,0 mm

D1 = 4,0 + 0,08 / - 0,15 mm  
 D2 = 12,0 + 0,5 / - 1 mm  
 k = 1,6 + 0,3 / - 0,2 mm  
 d = 2,5 mm  
 P = ≥ 27 mm  
 L = +1/-0,2 mm  
 = 4,1 mm

		CODE			
4,0 x 6 mm	1,0 - 2,5 mm	2BBL 40600	500	2895 N	3650 N
4,0 x 8 mm	2,5 - 4,5 mm	2BBL 40800	500		
4,0 x 10 mm	4,5 - 6,5 mm	2BBL 40100	500		
4,0 x 13 mm	6,5 - 9,5 mm	2BBL 40130	500		
4,0 x 16 mm	9,5 - 12,0 mm	2BBL 40160	500		

## Ø 4,8 mm D2 = 14 mm

D1 = 4,8 + 0,08 / - 0,15 mm  
 D2 = 14 + 0,5 / - 1 mm  
 k = 1,2 +/- 0,3 mm  
 d = 3,0 mm  
 P = ≥ 27 mm  
 L = +1/-0,2 mm  
 = 4,9 mm

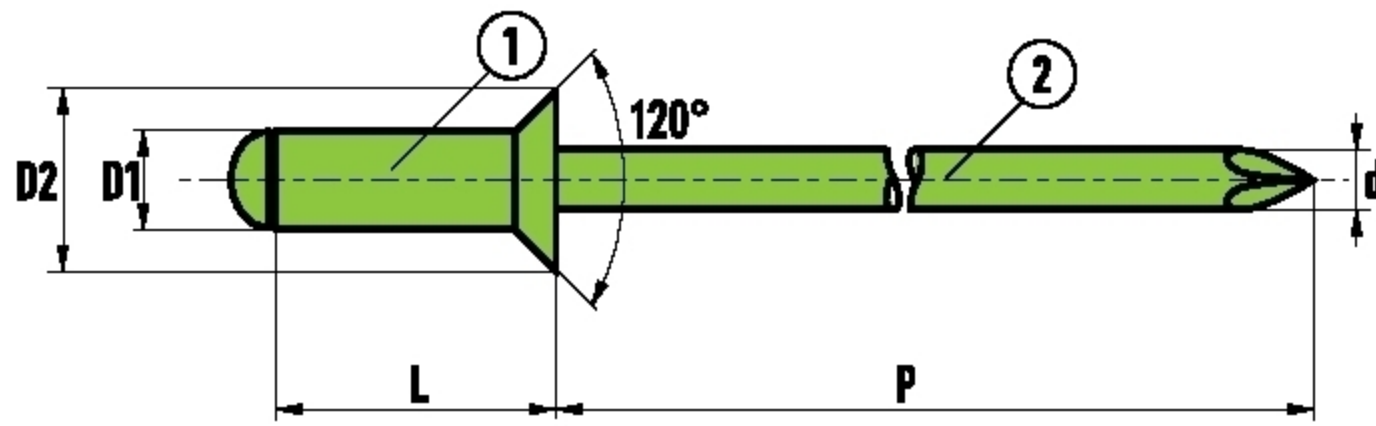
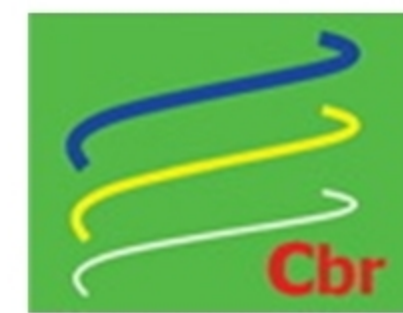
		CODE			
4,8 x 8 mm	2,5 - 4,0 mm	2BBLB 48800	500	4230 N	5335 N
4,8 x 10 mm	4,0 - 6,0 mm	2BBLB 48100	500		
4,8 x 12 mm	6,0 - 8,0 mm	2BBLB 48120	500		
4,8 x 14 mm	8,0 - 9,5 mm	2BBLB 48140	250		
4,8 x 16 mm	9,5 - 11,0 mm	2BBLB 48160	250		
4,8 x 20 mm	11,0 - 15,0 mm	2BBLB 48200	250		
4,8 x 25 mm	15,0 - 20,0 mm	2BBLB 48250	250		

## Ø 4,8 mm D2 = 16 mm

D1 = 4,8 + 0,08 / - 0,15 mm  
 D2 = 16 + / - 0,5 mm  
 k = 1,7 +/- 0,3 mm  
 d = 2,85 mm  
 P = ≥ 27 mm  
 L = +1/-0,2 mm  
 = 4,9 mm

		CODE			
4,8 x 10,5 mm	2,5 - 5,0 mm	2BBLA 48100	250	4230 N	5335 N
4,8 x 13,5 mm	5,0 - 8,5 mm	2BBLA 48135	250		
4,8 x 17,2 mm	8,5 - 12,0 mm	2BBLA 48172	250		
4,8 x 20,5 mm	12,0 - 15,5 mm	2BBLA 48205	250		
4,8 x 23,5 mm	15,5 - 18,5 mm	2BBLA 48235	250		

# Blind Rivets Countersunk Head



- ① Stainless steel A2 [ AISI 302Hq ]
- ② Stainless steel A2 [ AISI 304 ]

## Ø 3,0 mm

$D1 = 3,0 + 0,08 / - 0,1 \text{ mm}$   
 $D2 = 6,0 + 0 / - 0,4 \text{ mm}$   
 $k = -$   
 $d = 1,75 \text{ mm}$   
 $P \geq 27 \text{ mm}$   
 $L = +1 / - 0,2 \text{ mm}$   
 = 3,1 mm

3,0 x 6 mm	1,0 - 3,0 mm	2BBK 30600	1000	1600 N	2000 N
3,0 x 8 mm	3,0 - 5,0 mm	2BBK 30800	1000		
3,0 x 10 mm	5,0 - 7,0 mm	2BBK 30100	1000		
3,0 x 12 mm	7,0 - 9,0 mm	2BBK 30120	1000		

## Ø 3,2 mm

$D1 = 3,2 + 0,08 / - 0,1 \text{ mm}$   
 $D2 = 6,0 + 0 / - 0,4 \text{ mm}$   
 $k = -$   
 $d = 1,9 \text{ mm}$   
 $P \geq 27 \text{ mm}$   
 $L = +1 / - 0,2 \text{ mm}$   
 = 3,3 mm

3,2 x 6 mm	1,0 - 3,0 mm	2BBK 32600	1000	1800 N	2500 N
3,2 x 8 mm	3,0 - 5,0 mm	2BBK 32800	1000		
3,2 x 10 mm	5,0 - 7,0 mm	2BBK 32100	1000		
3,2 x 12 mm	7,0 - 9,0 mm	2BBK 32120	1000		

## Ø 4,0 mm

$D1 = 4,0 + 0,08 / - 0,15 \text{ mm}$   
 $D2 = 7,5 + 0 / - 0,5 \text{ mm}$   
 $k = -$   
 $d = 2,5 \text{ mm}$   
 $P \geq 27 \text{ mm}$   
 $L = +1 / - 0,2 \text{ mm}$   
 = 4,1 mm

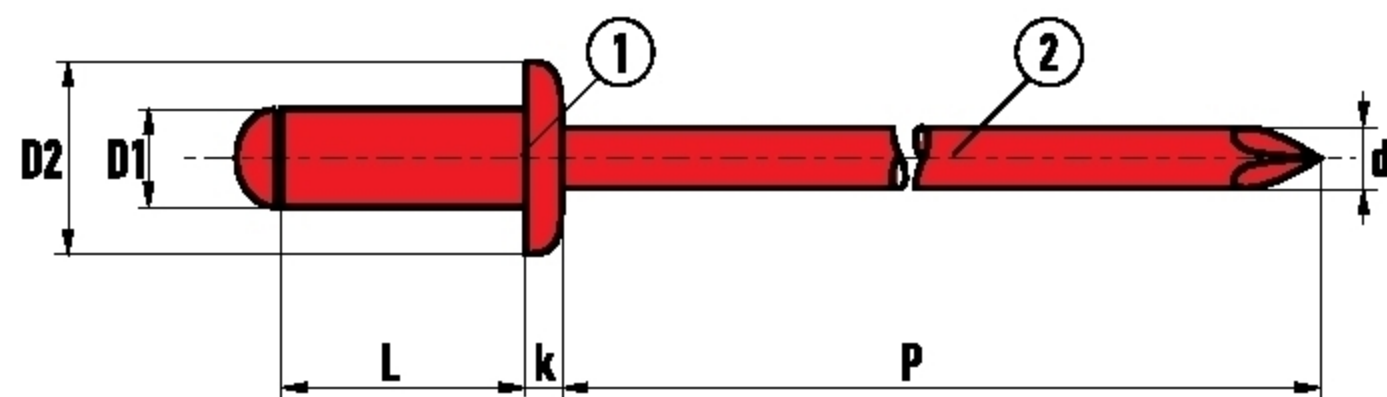
4,0 x 6 mm	1,0 - 2,5 mm	2BBK 40600	1000	3100 N	3800 N
4,0 x 8 mm	2,5 - 4,5 mm	2BBK 40800	1000		
4,0 x 10 mm	4,5 - 6,5 mm	2BBK 40100	1000		
4,0 x 12 mm	6,5 - 8,5 mm	2BBK 40120	500		
4,0 x 14 mm	8,5 - 10,5 mm	2BBK 40140	500		
4,0 x 16 mm	9,5 - 12,0 mm	2BBK 40160	500		

## Ø 4,8 mm

$D1 = 4,8 + 0,08 / - 0,15 \text{ mm}$   
 $D2 = 9,0 + 0 / - 0,5 \text{ mm}$   
 $k = -$   
 $d = 2,9 \text{ mm}$   
 $P \geq 27 \text{ mm}$   
 $L = +1 / - 0,2 \text{ mm}$   
 = 4,9 mm

4,8 x 8 mm	1,5 - 4,0 mm	2BBK 48800	500	4500 N	6000 N
4,8 x 10 mm	4,0 - 6,0 mm	2BBK 48101	500		
4,8 x 12 mm	6,0 - 8,0 mm	2BBK 48120	500		
4,8 x 14 mm	8,0 - 9,5 mm	2BBK 48140	500		
4,8 x 16 mm	9,5 - 11,0 mm	2BBK 48160	500		
4,8 x 18 mm	11,0 - 13,0 mm	2BBK 48180	500		
4,8 x 21 mm	11,0 - 15,0 mm	2BBK 48210	500		
4,8 x 25 mm	15,0 - 20,0 mm	2BBK 48250	250		

# Blind Rivets Domed Head



- ① Stainless steel A4 [ AISI 316 ]  
 ② Stainless steel A4 [ AISI 316 Ti ]

## Ø 3,0 mm

$$D1 = 3,0 + 0,08 / - 0,1 \text{ mm}$$

$$D2 = 6,5 + 0 / - 0,7 \text{ mm}$$

$$k = 0,8 + / - 0,2 \text{ mm}$$

$$d = 1,75 \text{ mm}$$

$$P = \geq 27 \text{ mm}$$

$$L = +1 / - 0,2 \text{ mm}$$

$$\text{Pitch} = 3,1 \text{ mm}$$

3,0 x 6 mm	1,0 - 3,0 mm	4BBD 30600	1000	1600 N	2000 N
3,0 x 8 mm	3,0 - 5,0 mm	4BBD 30800	1000		
3,0 x 10 mm	5,0 - 7,0 mm	4BBD 30100	1000		

## Ø 3,2 mm

$$D1 = 3,2 + 0,08 / - 0,1 \text{ mm}$$

$$D2 = 6,5 + 0 / - 0,7 \text{ mm}$$

$$k = 0,8 + / - 0,2 \text{ mm}$$

$$d = 2,0 \text{ mm}$$

$$P = \geq 27 \text{ mm}$$

$$L = +1 / - 0,2 \text{ mm}$$

$$\text{Pitch} = 3,3 \text{ mm}$$

3,2 x 6 mm	1,0 - 3,0 mm	4BBD 32600	1000	1800 N	2500 N
3,2 x 8 mm	3,0 - 5,0 mm	4BBD 32800	1000		
3,2 x 10 mm	5,0 - 7,0 mm	4BBD 32100	1000		
3,2 x 12 mm	7,0 - 9,0 mm	4BBD 32120	1000		

## Ø 4,0 mm

$$D1 = 4,0 + 0,08 / - 0,15 \text{ mm}$$

$$D2 = 8,0 + 0 / - 1 \text{ mm}$$

$$k = 1,0 + / - 0,3 \text{ mm}$$

$$d = 2,5 \text{ mm}$$

$$P = \geq 27 \text{ mm}$$

$$L = +1 / - 0,2 \text{ mm}$$

$$\text{Pitch} = 4,1 \text{ mm}$$

4,0 x 6 mm	1,0 - 2,5 mm	4BBD 40600	1000	3100 N	3800 N
4,0 x 8 mm	2,5 - 4,5 mm	4BBD 40800	1000		
4,0 x 10 mm	4,5 - 6,5 mm	4BBD 40100	1000		
4,0 x 13 mm	6,5 - 9,5 mm	4BBD 40130	500		
4,0 x 16 mm	9,5 - 12,0 mm	4BBD 40160	500		

## Ø 4,8 mm

$$D1 = 4,8 + 0,08 / - 0,15 \text{ mm}$$

$$D2 = 9,5 + 0 / - 1 \text{ mm}$$

$$k = 1,1 + / - 0,3 \text{ mm}$$

$$d = 2,9 \text{ mm}$$

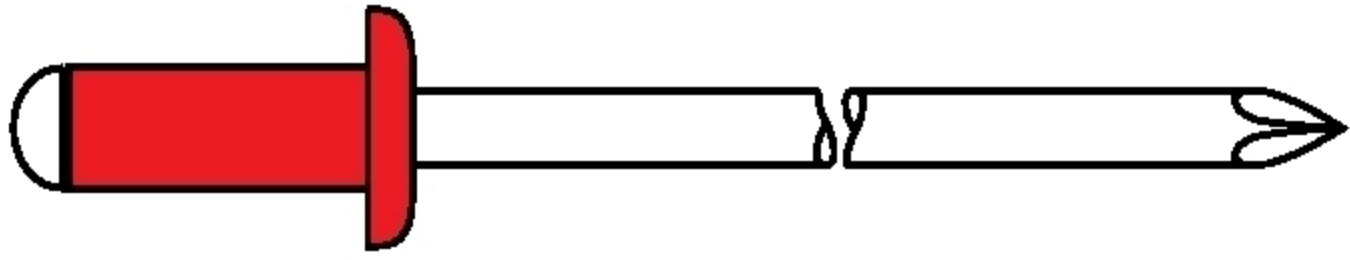
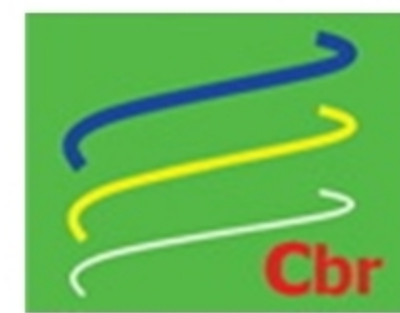
$$P = \geq 27 \text{ mm}$$

$$L = +1 / - 0,2 \text{ mm}$$

$$\text{Pitch} = 4,9 \text{ mm}$$

4,8 x 8 mm	1,5 - 4,0 mm	4BBD 48800	500	4500 N	6000 N
4,8 x 10 mm	4,0 - 6,0 mm	4BBD 48100	500		
4,8 x 12 mm	6,0 - 8,0 mm	4BBD 48120	500		
4,8 x 14 mm	8,0 - 9,5 mm	4BBD 48140	500		
4,8 x 16 mm	9,5 - 11,0 mm	4BBD 48160	500		
4,8 x 18 mm	11,0 - 13,0 mm	4BBD 48180	500		

## Coloured Blind Rivets (RAL-colours)

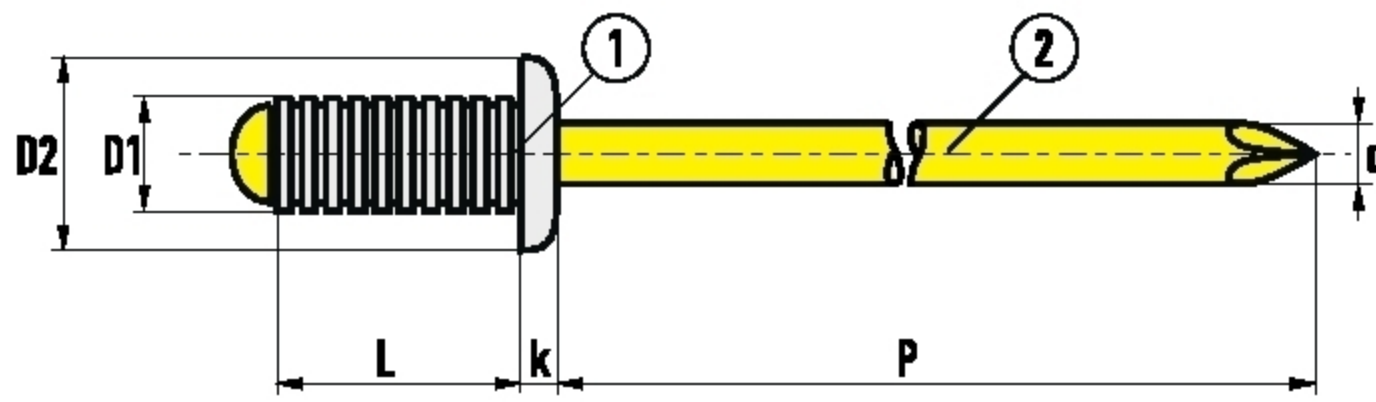
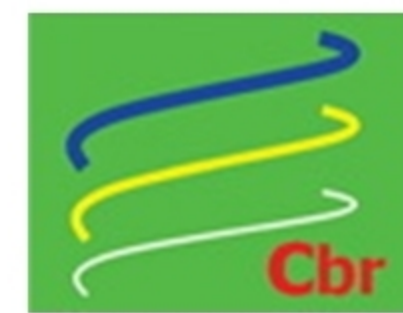


---

*Almost every type of rivet listed here could be painted according RAL Index or coloured sample.*

[cbrfastener.com](http://cbrfastener.com)

# Grooved Blind Rivets Domed Head



- ① Aluminium AlMg 2,5
- ② Steel zinc plated

## Ø 3,2 mm

$D1 = 3,2 + 0,35 / - 0 \text{ mm}$

$D2 = 6,0 + / - 0,24 \text{ mm}$

$k = \leq 1,4 \text{ mm}$

$d = 1,8 \text{ mm}$

$P = \geq 27 \text{ mm}$

$L = +1/-0,2 \text{ mm}$

= 3,4 mm

3,2 x 10,0 mm	max. 6,0 mm	ASD 32100 GR	1000	525 N	930 N
3,2 x 14,0 mm	max. 10,0 mm	ASD 32140 GR	1000		

## Ø 4,0 mm

$D1 = 4,0 + 0,35 / - 0 \text{ mm}$

$D2 = 8,0 + / - 0,29 \text{ mm}$

$k = \leq 1,7 \text{ mm}$

$d = 2,2 \text{ mm}$

$P = \geq 27 \text{ mm}$

$L = +1/-0,2 \text{ mm}$

= 4,3 mm

4,0 x 8,0 mm	max. 4,0 mm	ASD 40800 GR	1000	885 N	1410 N
4,0 x 10,0 mm	max. 6,0 mm	ASD 40100 GR	1000		
4,0 x 12,0 mm	max. 8,0 mm	ASD 40120 GR	1000		
4,0 x 16,0 mm	max. 12,0 mm	ASD 40160 GR	500		

## Ø 4,8 mm

$D1 = 4,8 + 0,35 / - 0 \text{ mm}$

$D2 = 9,5 + / - 0,29 \text{ mm}$

$k = \leq 2,0 \text{ mm}$

$d = 2,65 \text{ mm}$

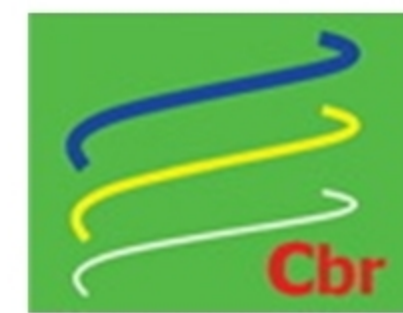
$P = \geq 27 \text{ mm}$

$L = +1/-0,2 \text{ mm}$

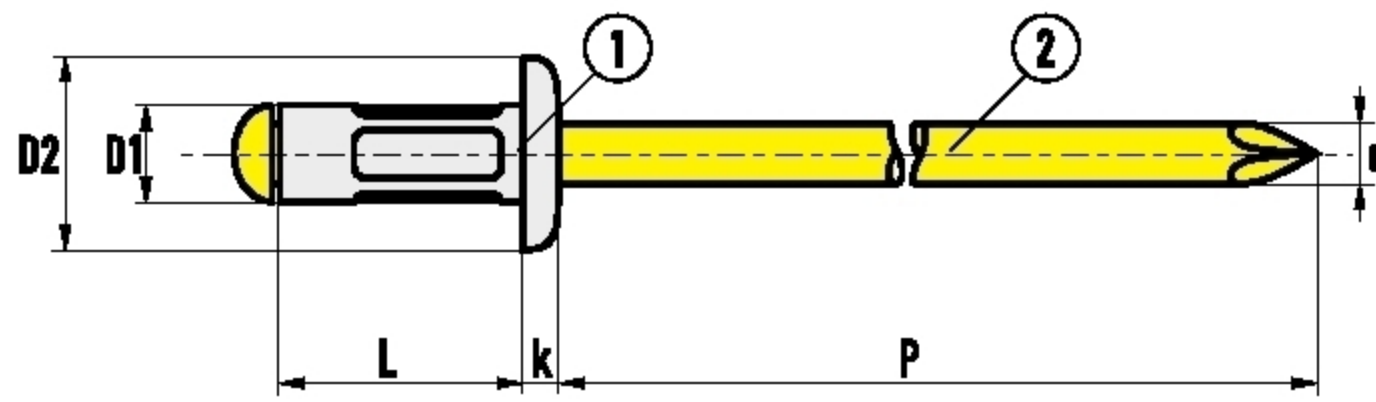
= 5,1 mm

4,8 x 8,0 mm	max. 4,0 mm	ASD 48800 GR	500	1185 N	1575 N
4,8 x 10,0 mm	max. 6,0 mm	ASD 48100 GR	500		
4,8 x 11,0 mm	max. 7,0 mm	ASD 48110 GR	500		
4,8 x 12,0 mm	max. 8,0 mm	ASD 48120 GR	500		
4,8 x 14,0 mm	max. 10,0 mm	ASD 48140 GR	500		
4,8 x 16,0 mm	max. 12,0 mm	ASD 48160 GR	500		
4,8 x 18,0 mm	max. 14,0 mm	ASD 48180 GR	500		
4,8 x 20,0 mm	max. 16,0 mm	ASD 48200 GR	500		
4,8 x 25,0 mm	max. 21,0 mm	ASD 48250 GR	500		
4,8 x 30,0 mm	max. 26,0 mm	ASD 48300 GR	250		

# Multigrip Blind Rivets Domed Head



MULTI



- ① Aluminium AIMg 2,5
  - ② Steel zinc plated
- RAL 9010 WHITE  
RAL 9005 BLACK

## Ø 3,0 mm

D1 = 3,0 + 0,05 / - 0,13 mm  
D2 = 6,0 + / - 0,24 mm  
k = ≤ 1,4 mm  
d = 1,7 mm  
P = ≥ 27 mm  
L = +1/-0,2 mm

= 3.1~3.2mm

		CODE			
3,0 x 6 mm	1,0 - 4,0 mm	ASD 30600 MG	1000	520 N	650 N
3,0 x 8 mm	1,0 - 5,5 mm	ASD 30800 MG	1000		
3,0 x 10 mm	2,5 - 7,0 mm	ASD 30100 MG	1000		
3,0 x 12 mm	4,5 - 9,0 mm	ASD 30120 MG	1000		

## Ø 3,2 mm

D1 = 3,2 + 0,05 / - 0,13 mm  
D2 = 6,0 + / - 0,24 mm  
k = ≤ 1,4 mm  
d = 1,75 mm  
P = ≥ 27 mm  
L = +1/-0,2 mm

= 3.3~3.4mm

		CODE			
3,2 x 6 mm	1,0 - 4,0 mm	ASD 32600 MG	1000	680 N	980 N
3,2 x 8 mm	1,0 - 5,0 mm	ASD 32800 MG	1000		
3,2 x 10 mm	2,5 - 7,0 mm	ASD 32100 MG	1000		
3,2 x 12 mm	4,5 - 9,0 mm	ASD 32120 MG	1000		
3,2 x 14 mm	6,5 - 11,0 mm	ASD 32140 MG	1000		
3,2 x 16 mm	8,5 - 13,0 mm	ASD 32160 MG	1000		

## Ø 4,0 mm

D1 = 4,0 + 0,05 / - 0,13 mm  
D2 = 8,0 + / - 0,29 mm  
k = ≤ 1,7 mm  
d = 2,15 mm  
P = ≥ 27 mm  
L = +1/-0,2 mm

= 4.1~4.2mm

		CODE			
4,0 x 6 mm	1,0 - 3,5 mm	ASD 40600 MG	1000	1150 N	1600 N
4,0 x 8 mm	1,0 - 5,0 mm	ASD 40800 MG	1000		
4,0 x 10 mm	1,5 - 6,5 mm	ASD 40100 MG	1000		
4,0 x 12 mm	3,5 - 8,5 mm	ASD 40121 MG	1000		
4,0 x 14 mm	5,5 - 10,5 mm	ASD 40140 MG	500		
4,0 x 16 mm	6,0 - 12,5 mm	ASD 40161 MG	500		
4,0 x 18 mm	9,5 - 14,5 mm	ASD 40180 MG	500		
4,0 x 20 mm	11,5 - 16,5 mm	ASD 40200 MG	500		

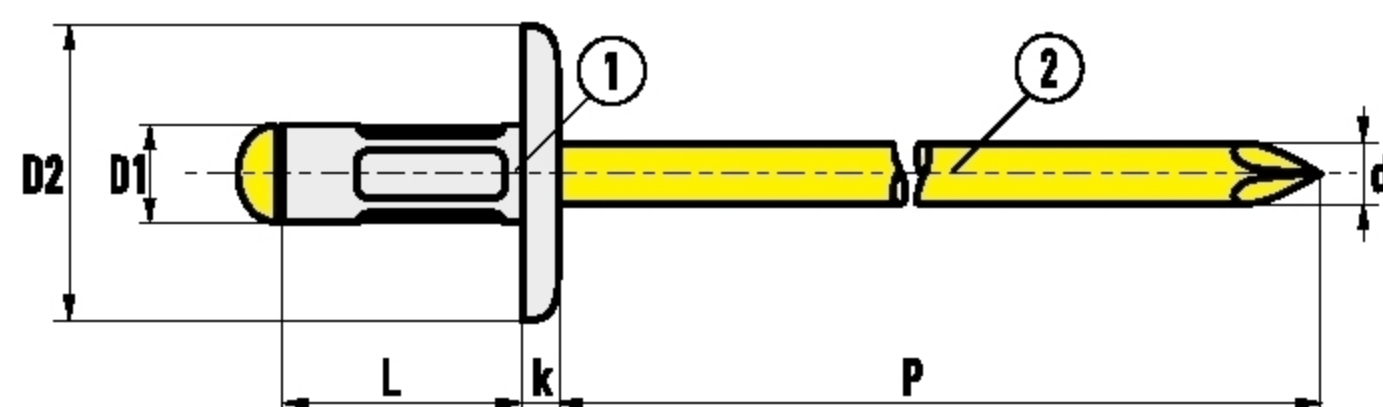
## Ø 4,8 mm

D1 = 4,8 + 0,05 / - 0,13 mm  
D2 = 9,5 + / - 0,29 mm  
k = ≤ 2,0 mm  
d = 2,65 mm  
P = ≥ 27 mm  
L = +1/-0,2 mm

= 4.9~5.0mm

		CODE			
4,8 x 10 mm	1,0 - 6,0 mm	ASD 48100 MG	500	1500 N	2350 N
4,8 x 12 mm	2,0 - 8,0 mm	ASD 48120 MG	500		
4,8 x 14 mm	4,0 - 10,0 mm	ASD 48140 MG	500		
4,8 x 16 mm	6,0 - 12,5 mm	ASD 48160 MG	500		
4,8 x 18 mm	8,0 - 14,0 mm	ASD 48180 MG	500		
4,8 x 20 mm	10,0 - 16,0 mm	ASD 48200 MG	500		
4,8 x 22 mm	12,0 - 18,0 mm	ASD 48220 MG	500		
4,8 x 25 mm	12,5 - 20,0 mm	ASD 48240 MG	500		
4,8 x 27 mm	17,0 - 23,0 mm	ASD 48270 MG	250		
4,8 x 30 mm	20,0 - 25,0 mm	ASD 48300 MG	250		

# Multigrip Blind Rivets Large Head



① Aluminium AIMg 2,5

② Steel zinc plated

## Ø 3,2 mm D2 = 9,5 mm

D1 = 3,2 + 0,05 / - 0,13 mm

D2 = 9,5 + / - 0,5 mm

k = ≤ 2,0 mm

d = 1,75 mm

P = ≥ 27 mm

L = +1/-0,2 mm

= 3.3~3.4mm

		CODE			
3,2 x 8 mm	1,0 - 5,0 mm	ASL 32800MG	500	680 N	980 N
3,2 x 10 mm	2,5 - 7,0 mm	ASL 32100MG	500		
3,2 x 12 mm	4,5 - 9,0 mm	ASL 32120MG	500		
3,2 x 14 mm	6,5 - 11,0 mm	ASL 32140MG	500		
3,2 x 16 mm	8,5 - 13,0 mm	ASL 32160MG	500		

## Ø 4,0 mm D2 = 12,0 mm

D1 = 4,0 + 0,05 / - 0,13 mm

D2 = 12,0 + / - 0,5 mm

k = ≤ 2,5 mm

d = 2,15 mm

P = ≥ 27 mm

L = +1/-0,2 mm

= 4.1~4.2mm

		CODE			
4,0 x 8 mm	1,0 - 5,0 mm	ASL 40800MG	500	1150 N	1600 N
4,0 x 10 mm	1,5 - 6,5 mm	ASL 40100MG	500		
4,0 x 12 mm	3,5 - 8,5 mm	ASL 40120MG	500		
4,0 x 14 mm	5,5 - 10,5 mm	ASL 40140MG	500		
4,0 x 16 mm	6,0 - 12,5 mm	ASL 40160MG	500		
4,0 x 18 mm	9,5 - 15,5 mm	ASL 40180MG	500		
4,0 x 20 mm	11,5 - 16,5 mm	ASL 40200MG	500		

## Ø 4,8 mm D2 = 14,0 mm

D1 = 4,8 + 0,05 / - 0,13 mm

D2 = 14,0 + / - 0,5 mm

k = ≤ 2,5 mm

d = 2,65 mm

P = ≥ 27 mm

L = +1/-0,2 mm

= 4.9~5.0mm

		CODE			
4,8 x 10 mm	1,0 - 6,0 mm	ASL 48100MG	500	1500 N	2350 N
4,8 x 12 mm	2,0 - 8,0 mm	ASL 48120MG	500		
4,8 x 14 mm	4,0 - 10,0 mm	ASL 48140MG	250		
4,8 x 16 mm	6,0 - 12,0 mm	ASL 48160MG	250		
4,8 x 18 mm	8,0 - 14,0 mm	ASL 48180MG	250		
4,8 x 20 mm	10,0 - 16,0 mm	ASL 48200MG	250		

## Ø 4,8 mm D2 = 16,0 mm

D1 = 4,8 + 0,05 / - 0,13 mm

D2 = 16,0 + / - 0,5 mm

k = ≤ 2,5 mm

d = 2,65 mm

P = ≥ 27 mm

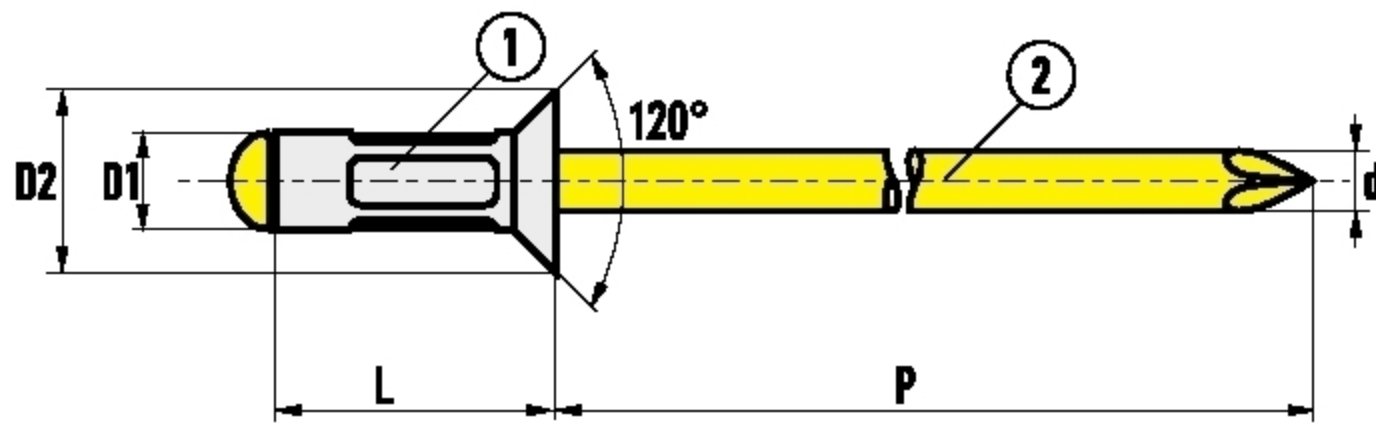
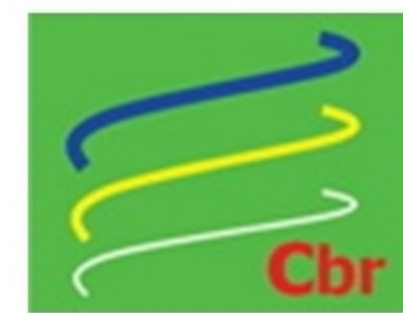
L = +1/-0,2 mm

= 4.9~5.0mm

		CODE			
4,8 x 10 mm	1,0 - 6,0 mm	ASL 48100MG	250	1500 N	2350 N
4,8 x 12 mm	2,0 - 8,0 mm	ASL 48120MG	250		
4,8 x 14 mm	4,0 - 10,0 mm	ASL 48140MG	250		
4,8 x 16 mm	6,0 - 12,5 mm	ASL 48160MG	250		
4,8 x 18 mm	8,0 - 14,0 mm	ASL 48180MG	250		
4,8 x 20 mm	10,0 - 16,0 mm	ASL 48200MG	250		
4,8 x 22 mm	12,0 - 18,0 mm	ASL 48220MG	250		
4,8 x 25 mm	12,5 - 20,0 mm	ASL 48240MG	250		
4,8 x 27 mm	15,0 - 23,0 mm	ASL 48270MG	250		



# Multigrip Blind Rivets Countersunk Head



- ① Aluminium AIMg 2,5
- ② Steel zinc plated

## Ø 3,2 mm

$D1 = 3,2 + 0,05 / - 0,13 \text{ mm}$

$D2 = 6,0 + / - 0,24 \text{ mm}$

$k = -$

$d = 1,75 \text{ mm}$

$P = \geq 27 \text{ mm}$

$L = +1/-0,2 \text{ mm}$

= 3,3 mm

		CODE			
3,2 x 8 mm	1,5 - 5,0 mm	ASK 32800 MG	1000	680 N	980 N
3,2 x 10 mm	2,5 - 7,0 mm	ASK 32100 MG	1000		
3,2 x 12 mm	4,5 - 9,0 mm	ASK 32120 MG	1000		
3,2 x 14 mm	6,5 - 11,0 mm	ASK 32140 MG	1000		
3,2 x 16 mm	8,5 - 13,0 mm	ASK 32160 MG	1000		

## Ø 4,0 mm

$D1 = 4,0 + 0,05 / - 0,13 \text{ mm}$

$D2 = 8,0 + / - 0,29 \text{ mm}$

$k = -$

$d = 2,15 \text{ mm}$

$P = \geq 27 \text{ mm}$

$L = +1/-0,2 \text{ mm}$

= 4,1 mm

		CODE			
4,0 x 8 mm	1,5 - 5,0 mm	ASK 40800 MG	1000	1150 N	1600 N
4,0 x 10 mm	1,5 - 6,5 mm	ASK 40100 MG	1000		
4,0 x 12 mm	3,0 - 8,5 mm	ASK 40120 MG	1000		
4,0 x 14 mm	5,0 - 10,5 mm	ASK 40140 MG	500		
4,0 x 16 mm	7,0 - 12,5 mm	ASK 40160 MG	500		
4,0 x 18 mm	9,0 - 14,5 mm	ASK 40180 MG	500		
4,0 x 20 mm	11,0 - 16,5 mm	ASK 40200 MG	500		

## Ø 4,8 mm

$D1 = 4,8 + 0,05 / - 0,13 \text{ mm}$

$D2 = 9,5 + / - 0,29 \text{ mm}$

$k = -$

$d = 2,65 \text{ mm}$

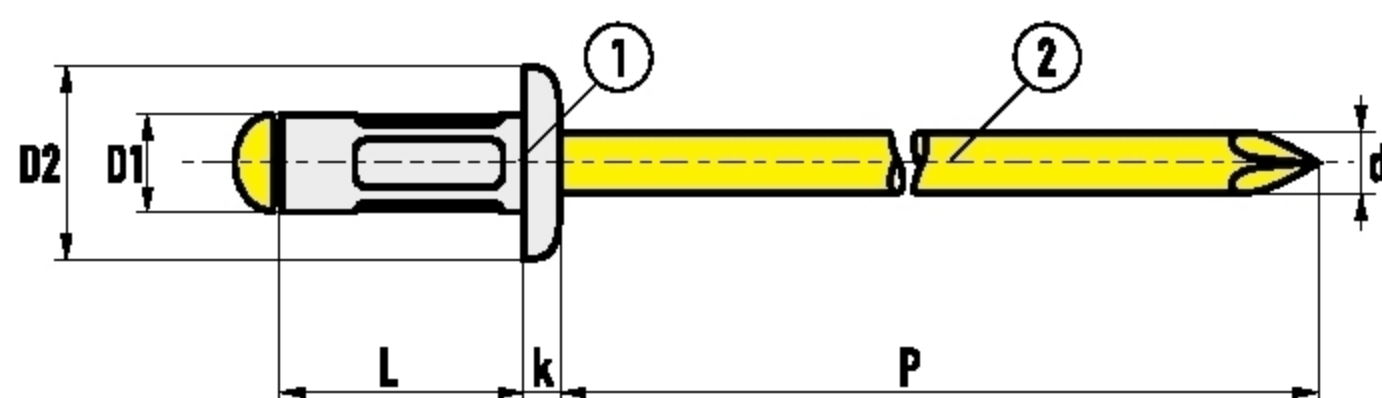
$P = \geq 27 \text{ mm}$

$L = +1/-0,2 \text{ mm}$

= 4,9 mm

		CODE			
4,8 x 10 mm	1,5 - 6,0 mm	ASK 48101 MG	500	1500 N	2350 N
4,8 x 12 mm	2,0 - 8,0 mm	ASK 48120 MG	500		
4,8 x 14 mm	4,0 - 10,0 mm	ASK 48140 MG	500		
4,8 x 16 mm	6,0 - 12,0 mm	ASK 48161 MG	500		
4,8 x 18 mm	8,0 - 14,0 mm	ASK 48180 MG	500		
4,8 x 20 mm	10,0 - 16,0 mm	ASK 48200 MG	500		
4,8 x 22 mm	12,0 - 18,0 mm	ASK 48220 MG	500		
4,8 x 25 mm	14,0 - 20,0 mm	ASK 48241 MG	500		
4,8 x 27 mm	17,0 - 23,0 mm	ASK 48270 MG	250		
4,8 x 30 mm	20,0 - 25,0 mm	ASK 48300 MG	250		

# Multigrip Blind Rivets Domed Head



- ① Aluminium AlMg 2,5  
② Steel zinc plated

## Ø 3,2 mm

$$D1 = 3,2 + 0,05 / - 0,13 \text{ mm}$$

$$D2 = 6,0 + / - 0,24 \text{ mm}$$

$$k = \leq 1,4 \text{ mm}$$

$$d = 1,75 \text{ mm}$$

$$P = \geq 27 \text{ mm}$$

$$L = +1/-0,2 \text{ mm}$$

$$\text{---} = 3,3 \text{ mm}$$

3,2 x 8,0 mm	1,0 - 5,0 mm	ASD 32800 MG	1000	680 N	980 N
3,2 x 9,5 mm	1,3 - 6,4 mm	ASD 32950 MG	1000		
3,2 x 11,2 mm	4,0 - 7,9 mm	ASD 32112 MG	1000		
3,2 x 12,7 mm	5,5 - 9,5 mm	ASD 32127 MG	1000		

## Ø 4,0 mm

$$D1 = 4,0 + 0,05 / - 0,13 \text{ mm}$$

$$D2 = 8,0 + / - 0,29 \text{ mm}$$

$$k = \leq 1,7 \text{ mm}$$

$$d = 2,15 \text{ mm}$$

$$P = \geq 27 \text{ mm}$$

$$L = +1/-0,2 \text{ mm}$$

$$\text{---} = 4,1 \text{ mm}$$

4,0 x 9,5 mm	1,2 - 6,4 mm	ASD 40950 MG	1000	1150 N	1600 N
4,0 x 12,7 mm	4,0 - 9,5 mm	ASD 40127 MG	1000		
4,0 x 17,0 mm	6,4 - 13,5 mm	ASD 40160 MG	500		

## Ø 4,8 mm

$$D1 = 4,8 + 0,05 / - 0,13 \text{ mm}$$

$$D2 = 9,5 + / - 0,29 \text{ mm}$$

$$k = \leq 2,0 \text{ mm}$$

$$d = 2,65 \text{ mm}$$

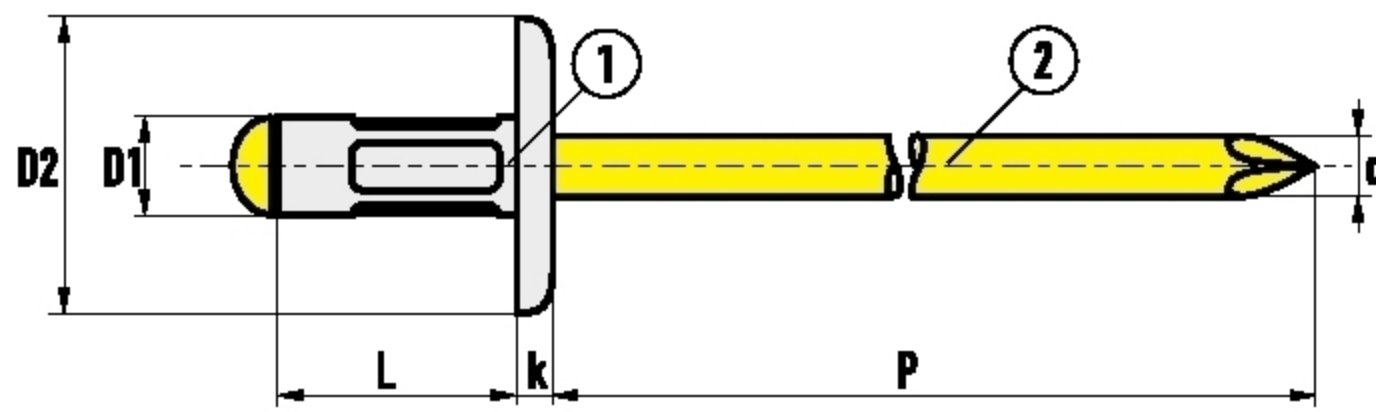
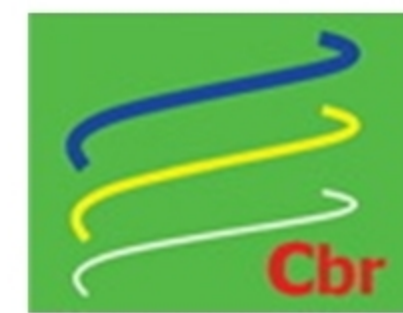
$$P = \geq 27 \text{ mm}$$

$$L = +1/-0,2 \text{ mm}$$

$$\text{---} = 4,9 \text{ mm}$$

4,8 x 10,3 mm	1,6 - 6,4 mm	ASD 48103 MG	500	1500 N	2350 N
4,8 x 15,1 mm	4,8 - 11,0 mm	ASD 48150 MG	500		
4,8 x 17,0 mm	6,4 - 12,7 mm	ASD 48170 MG	500		
4,8 x 24,8 mm	12,7 - 21,0 mm	ASD 48248 MG	500		

# Multigrip Blind Rivets Large Head



- ① Aluminium AIMg 2,5
- ② Steel zinc plated

## Ø 3,2 mm D2 = 9,5 mm

D1 = 3,2 + 0,05 / - 0,13 mm

D2 = 9,5 + / - 0,5 mm

k = ≤ 2,0 mm

d = 1,75 mm

P = ≥ 27 mm

L = +1/-0,2 mm

= 3,3 mm

3,2 x 8,0 mm	1,0 - 5,0 mm	ASL 32800 MG	500	680 N	980 N
3,2 x 9,5 mm	1,3 - 6,4 mm	ASL 32950 MG	500		
3,2 x 11,1 mm	4,0 - 7,9 mm	ASL 32111 MG	500		

## Ø 4,0 mm D2 = 12,0 mm

D1 = 4,0 + 0,05 / - 0,13 mm

D2 = 12,0 + / - 0,5 mm

k = ≤ 2,5 mm

d = 2,15 mm

P = ≥ 27 mm

L = +1/-0,2 mm

= 4,1 mm

4,0 x 11,1 mm	3,2 - 7,9 mm	ASL 40111 MG	500	1150 N	1600 N
4,0 x 12,7 mm	4,0 - 9,5 mm	ASL 40127 MG	500		
4,0 x 16,9 mm	6,4 - 13,4 mm	ASL 40169 MG	500		

## Ø 4,8 mm D2 = 16,0 mm

D1 = 4,8 + 0,05 / - 0,13 mm

D2 = 16,0 + / - 0,5 mm

k = ≤ 2,5 mm

d = 2,65 mm

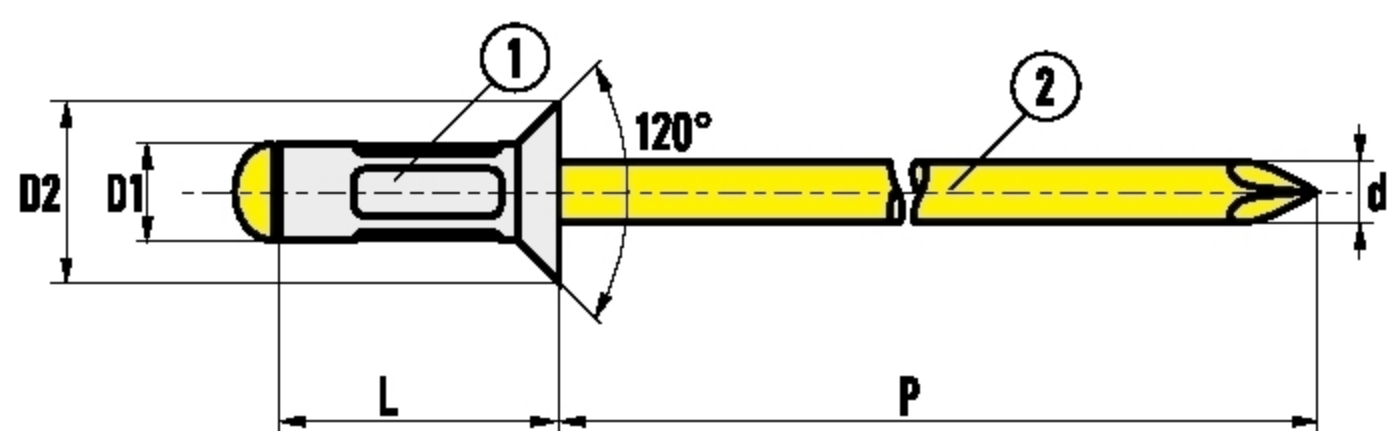
P = ≥ 27 mm

L = +1/-0,2 mm

= 4,9 mm

4,8 x 10,3 mm	1,6 - 6,4 mm	ASL 48103 MG	250	1500 N	2350 N
4,8 x 17,0 mm	6,4 - 12,7 mm	ASL 48170 MG	250		
4,8 x 24,8 mm	12,7 - 21,0 mm	ASL 48248 MG	250		

# Multigrip Blind Rivets Countersunk Head



- ① Aluminium AlMg 2,5
- ② Steel zinc plated

## Ø 3,2 mm

D1 = 3,2 + 0,05 / - 0,13 mm

D2 = 6,0 + / - 0,24 mm

k = -

d = 1,75 mm

P = ≥ 27 mm

L = +1/-0,2

= 3,3 mm

3,2 x 9,7 mm	2,4 - 6,4 mm	ASK 32970 MG	1000	680 N	980 N

## Ø 4,0 mm

D1 = 4,0 + 0,05 / - 0,13 mm

D2 = 8,0 + / - 0,29 mm

k = -

d = 2,15 mm

P = ≥ 27 mm

L = +1/-0,2 mm

= 4,1 mm

4,0 x 11,3 mm	2,8 - 7,9 mm	ASK 40113 MG	1000	1150 N	1600 N

## Ø 4,8 mm

D1 = 4,8 + 0,05 / - 0,13 mm

D2 = 9,5 + / - 0,29 mm

k = -

d = 2,65 mm

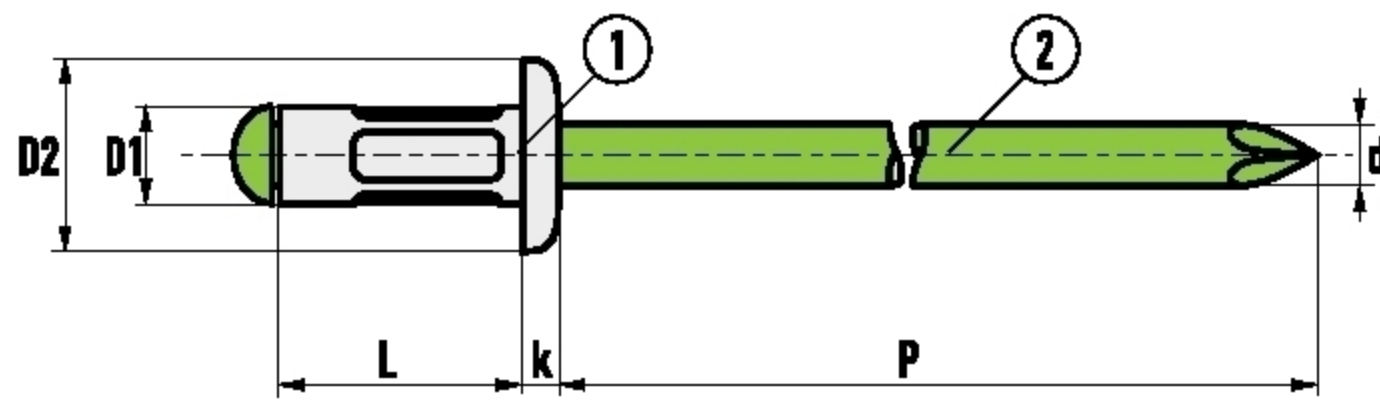
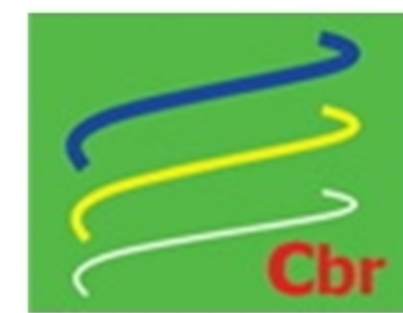
P = ≥ 27 mm

L = +1/-0,2 mm

= 4,9 mm

4,8 x 12,0 mm	2,0 - 8,0 mm	ASK 48120 MG	500	1500 N	2350 N
4,8 x 16,9 mm	6,4 - 12,7 mm	ASK 48169 MG	500		

# Multigrip Blind Rivets Domed Head



- ① Aluminium AlMg 2,5
- ② Stainless steel A2 [ AISI 304 ]

## Ø 3,2 mm

$D1 = 3,2 + 0,05 / - 0,13$  mm  
 $D2 = 6,0 + / - 0,24$  mm  
 $k = \leq 1,4$  mm  
 $d = 1,75$  mm  
 $P = \geq 27$  mm  
 $L = +1/-0,2$  mm  
 = 3,3 mm

3,2 x 8,0 mm	1,0 - 4,8 mm	ABD 32800 MG	1000	680 N	980 N
3,2 x 9,5 mm	1,2 - 6,4 mm	ABD 32950 MG	1000		
3,2 x 11,1 mm	4,0 - 7,9 mm	ABD 32111 MG	1000		

## Ø 4,0 mm

$D1 = 4,0 + 0,05 / - 0,13$  mm  
 $D2 = 8,0 + / - 0,29$  mm  
 $k = \leq 1,7$  mm  
 $d = 2,15$  mm  
 $P = \geq 27$  mm  
 $L = +1/-0,2$  mm  
 = 4,1 mm

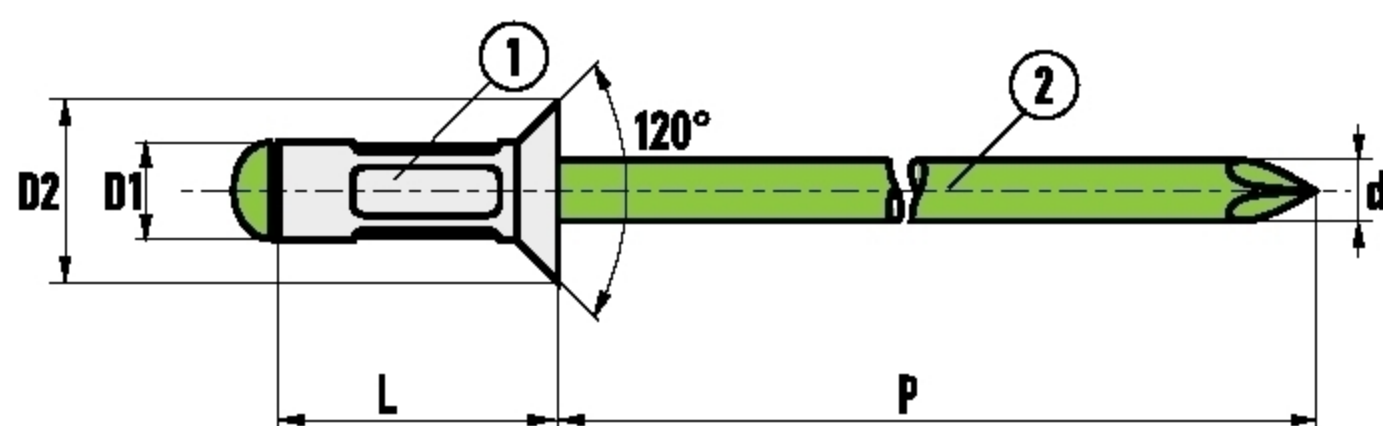
4,0 x 9,5 mm	1,2 - 6,4 mm	ABD 40950 MG	1000	1150 N	1600 N
4,0 x 12,7 mm	4,0 - 9,5 mm	ABD 40127 MG	1000		
4,0 x 16,9 mm	6,4 - 12,7 mm	ABD 40169 MG	500		

## Ø 4,8 mm

$D1 = 4,8 + 0,05 / - 0,13$  mm  
 $D2 = 9,5 + / - 0,29$  mm  
 $k = \leq 2,0$  mm  
 $d = 2,65$  mm  
 $P = \geq 27$  mm  
 $L = +1/-0,2$  mm  
 = 4,9 mm

4,8 x 10,3 mm	1,6 - 6,4 mm	ABD 48103 MG	500	1500 N	2350 N
4,8 x 15,1 mm	4,8 - 11,0 mm	ABD 48151 MG	500		
4,8 x 16,9 mm	6,4 - 12,7 mm	ABD 48169 MG	500		
4,8 x 24,8 mm	12,7 - 19,8 mm	ABD 48248 MG	500		

# Multigrip Blind Rivets Countersunk Head



- ① Aluminium AlMg 2,5  
 ② Stainless steel A2 [ AISI 304 ]

## Ø 3,2 mm

$$D1 = 3,2 + 0,05 / - 0,13 \text{ mm}$$

$$D2 = 6,0 + / - 0,24 \text{ mm}$$

$$k = -$$

$$d = 1,75 \text{ mm}$$

$$P = \geq 27 \text{ mm}$$

$$L = +1/-0,2 \text{ mm}$$

$$\text{---} = 3,3 \text{ mm}$$

3,2 x 9,7 mm	2,4 - 6,4 mm	ADK 32970 MG	1000	680 N	980 N

## Ø 4,0 mm

$$D1 = 4,0 + 0,05 / - 0,13 \text{ mm}$$

$$D2 = 8,0 + / - 0,29 \text{ mm}$$

$$k = -$$

$$d = 2,15 \text{ mm}$$

$$P = \geq 27 \text{ mm}$$

$$L = +1/-0,2 \text{ mm}$$

$$\text{---} = 4,1 \text{ mm}$$

4,0 x 11,3 mm	2,8 - 7,9 mm	ADK 40113 MG	1000	1150 N	1600 N

## Ø 4,8 mm

$$D1 = 4,8 + 0,05 / - 0,13 \text{ mm}$$

$$D2 = 9,5 + / - 0,29 \text{ mm}$$

$$k = -$$

$$d = 2,65 \text{ mm}$$

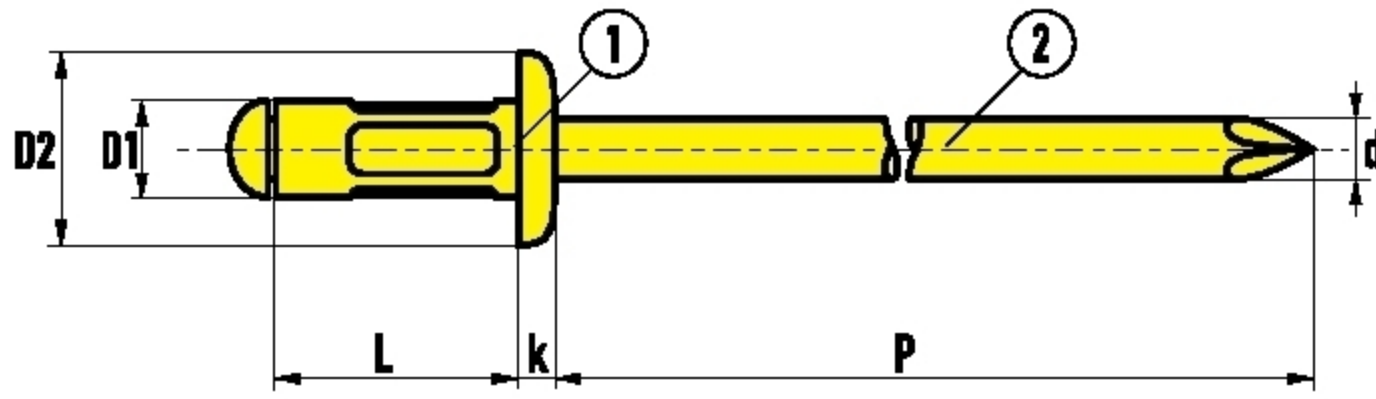
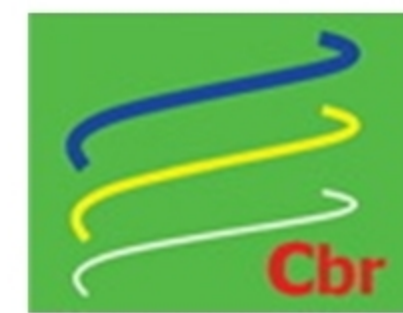
$$P = \geq 27 \text{ mm}$$

$$L = +1/-0,2 \text{ mm}$$

$$\text{---} = 4,9 \text{ mm}$$

4,8 x 12,0 mm	2,0 - 8,0 mm	ADK 48120 MG	500	1500 N	2350 N
4,8 x 16,9 mm	6,4 - 12,7 mm	ADK 48169 MG	500		

# Multigrip Blind Rivets Domed Head



- ① Steel zinc plated
- ② Steel zinc plated

## Ø 3,2 mm

$D1 = 3,2 + 0,08 / - 0,10$  mm  
 $D2 = 7,2 + / - 0,25$  mm  
 $k = 1,0 + / - 0,15$  mm  
 $d = 2,1$  mm  
 $P = \geq 27$  mm  
 $L = +1/-0,2$  mm  
 = 3,3 mm

3,2 x 9,0 mm	1,1 - 4,0 mm	SSD 32900 MG	1000	1500 N	1700 N
3,2 x 12 mm	1,1 - 7,0 mm	SSD 32120 MG	1000		
3,2 x 14 mm	1,1 - 9,0 mm	SSD 32140 MG	1000		

## Ø 4,0 mm

$D1 = 4,0 + 0,08 / - 0,15$  mm  
 $D2 = 8,1 + / - 0,25$  mm  
 $k = 1,2 + / - 0,15$  mm  
 $d = 2,50$  mm  
 $P = \geq 27$  mm  
 $L = +1/-0,2$  mm  
 = 4,1 mm

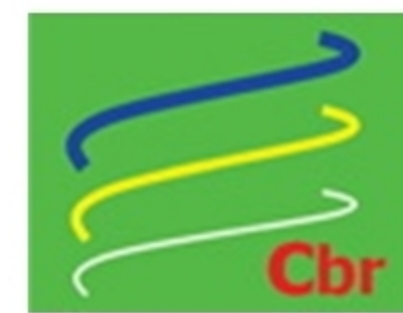
4,0 x 10,8 mm	1,4 - 5,0 mm	SSD 40108 MG	1000	1955 N	2350 N
4,0 x 12,5 mm	2,9 - 7,0 mm	SSD 40125 MG	1000		

## Ø 4,8 mm

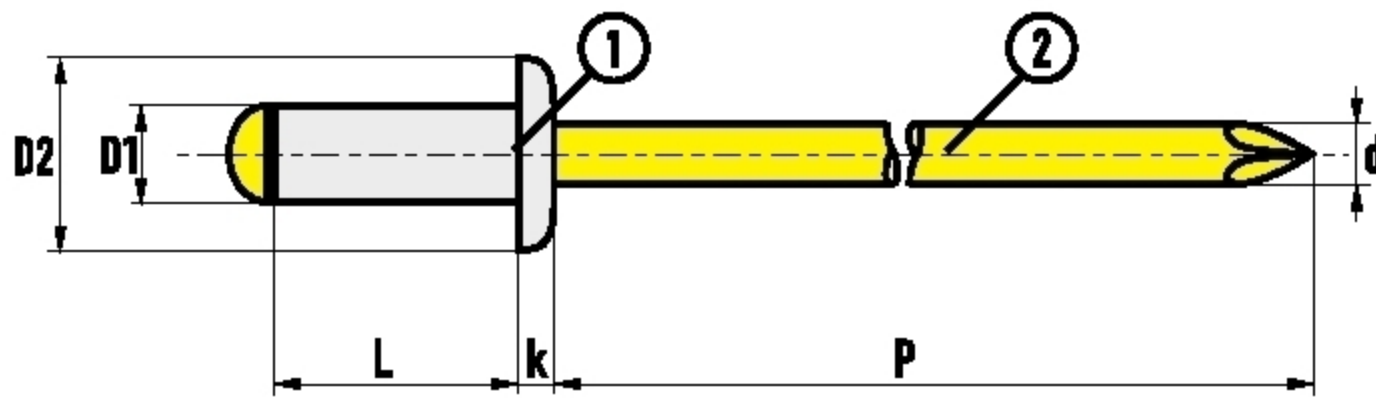
$D1 = 4,8 + 0,08 / - 0,15$  mm  
 $D2 = 9,8 + / - 0,25$  mm  
 $k = 1,75 + / - 0,25$  mm  
 $d = 3,2$  mm  
 $P = \geq 27$  mm  
 $L = +1/-0,2$  mm  
 = 4,9 mm

4,8 x 10,2 mm	1,4 - 5,0 mm	SSD 48100 MG	500	3335 N	3600 N
4,8 x 12,7 mm	3,5 - 7,5 mm	SSD 48120 MG	500		
4,8 x 17,5 mm	7,5 - 12,5 mm	SSD 48175 MG	500		

# Blind Rivets Domed Head



STANDARD



- ① Aluminium AIMg 3/3,5
- ② Steel zinc plated

## Ø 2,4 mm

$D1 = 2,4 + 0,08 / - 0,1 \text{ mm}$   
 $D2 = 5,0 + 0 / - 0,7 \text{ mm}$   
 $k = 0,7 +/- 0,15 \text{ mm}$   
 $d = 1,45 \text{ mm}$   
 $P = \geq 27 \text{ mm}$   
 $L = +1 / -0,2 \text{ mm}$   
 = 2,5 mm

		CODE			
2,4 x 4 mm	0,5 - 2,0 mm	3ASD 24400	1000	315 N	355 N
2,4 x 6 mm	2,0 - 4,0 mm	3ASD 24600	1000		
2,4 x 8 mm	4,0 - 6,0 mm	3ASD 24800	1000		
2,4 x 10 mm	6,0 - 8,0 mm	3ASD 24100	1000		
2,4 x 12 mm	8,0 - 10,0 mm	3ASD 24120	1000		

## Ø 3,0 mm

$D1 = 3,0 + 0,08 / - 0,1 \text{ mm}$   
 $D2 = 6,5 + 0 / - 0,7 \text{ mm}$   
 $k = 0,8 +/- 0,15 \text{ mm}$   
 $d = 1,75 \text{ mm}$   
 $P = \geq 27 \text{ mm}$   
 $L = +1 / -0,2 \text{ mm}$   
 = 3,1 mm

		CODE			
3,0 x 4 mm	0,5 - 1,5 mm	3ASD 30400	1000	620 N	810 N
3,0 x 6 mm	1,5 - 3,5 mm	3ASD 30600	1000		
3,0 x 8 mm	3,5 - 5,5 mm	3ASD 30800	1000		
3,0 x 10 mm	5,5 - 7,0 mm	3ASD 30100	1000		
3,0 x 12 mm	7,0 - 9,0 mm	3ASD 30120	1000		
3,0 x 14 mm	9,0 - 11,0 mm	3ASD 30140	1000		
3,0 x 16 mm	11,0 - 13,0 mm	3ASD 30160	1000		
3,0 x 18 mm	13,0 - 15,0 mm	3ASD 30180	1000		
3,0 x 20 mm	15,0 - 17,0 mm	3ASD 30200	500		

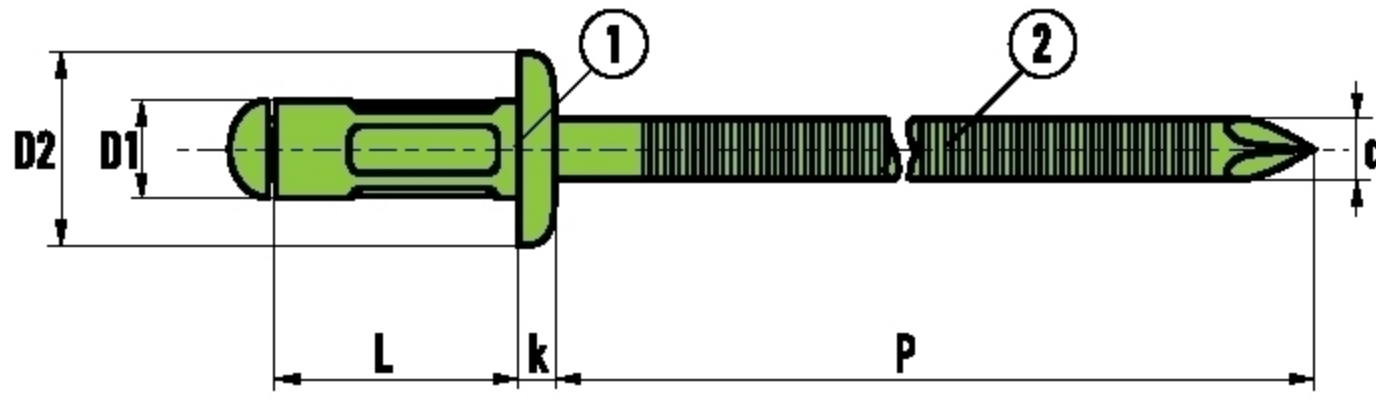
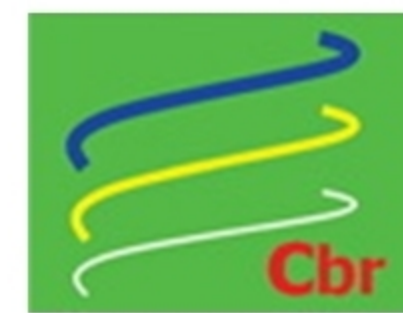
## Ø 3,2 mm

$D1 = 3,2 + 0,08 / - 0,1 \text{ mm}$   
 $D2 = 6,5 + 0 / - 0,7 \text{ mm}$   
 $k = 0,8 +/- 0,15 \text{ mm}$   
 $d = 1,75 \text{ mm}$   
 $P = \geq 27 \text{ mm}$   
 $L = +1 / -0,2 \text{ mm}$   
 = 3,3 mm

		CODE			
3,2 x 4 mm	0,5 - 1,5 mm	3ASD 32430	1000	760 N	980 N
3,2 x 6 mm	1,5 - 3,5 mm	3ASD 32600	1000		
3,2 x 8 mm	3,5 - 5,0 mm	3ASD 32800	1000		
3,2 x 10 mm	5,0 - 7,0 mm	3ASD 32100	1000		
3,2 x 12 mm	7,0 - 9,0 mm	3ASD 32120	1000		
3,2 x 14 mm	9,0 - 11,0 mm	3ASD 32140	1000		
3,2 x 16 mm	11,0 - 13,0 mm	3ASD 32160	1000		
3,2 x 18 mm	13,0 - 15,0 mm	3ASD 32180	1000		
3,2 x 20 mm	15,0 - 17,0 mm	3ASD 32200	1000		
3,2 x 25 mm	17,0 - 22,0 mm	3ASD 32250	500		



# Multigrip Blind Rivets Domed Head with grooved mandrel



① Stainless steel A2 [ AISI 302 ]

② Stainless steel A2 [ AISI 304 ]

## Ø 3,2 mm

D1 = 3,2 + 0,08 / - 0,15 mm

D2 = 7,3 + / - 0,25 mm

k = ≤ 1,1 + / - 0,15 mm

d = 2,2 mm

P = ≥ 27 mm

L = +1/-0,2 mm

= 3,3 mm

3,2 x 8,0 mm	1,0 - 5,0 mm	BBD 32806 MG	1000	2500 N	2000 N
3,2 x 12 mm	1,0 - 7,0 mm	BBD 32120 MG	1000		

## Ø 4,0 mm

D1 = 4,0 + 0,08 / - 0,15 mm

D2 = 8,1 + / - 0,25 mm

k = ≤ 1,2 + / - 0,15 mm

d = 2,7 mm

P = ≥ 27 mm

L = +1/-0,2 mm

= 4,1 mm

4,0 x 10,0 mm	1,5 - 6,0 mm	BBD 40100 MG	500	4200 N	3800 N
4,0 x 12,0 mm	3,5 - 7,5 mm	BBD 40120 MG	500		
4,0 x 15,0 mm	6,0 - 10,0 mm	BBD 40150 MG	500		

## Ø 4,8 mm

D1 = 4,8 + 0,08 / - 0,15 mm

D2 = 9,8 + / - 0,25 mm

k = ≤ 1,75 + / - 0,25 mm

d = 3,2 mm

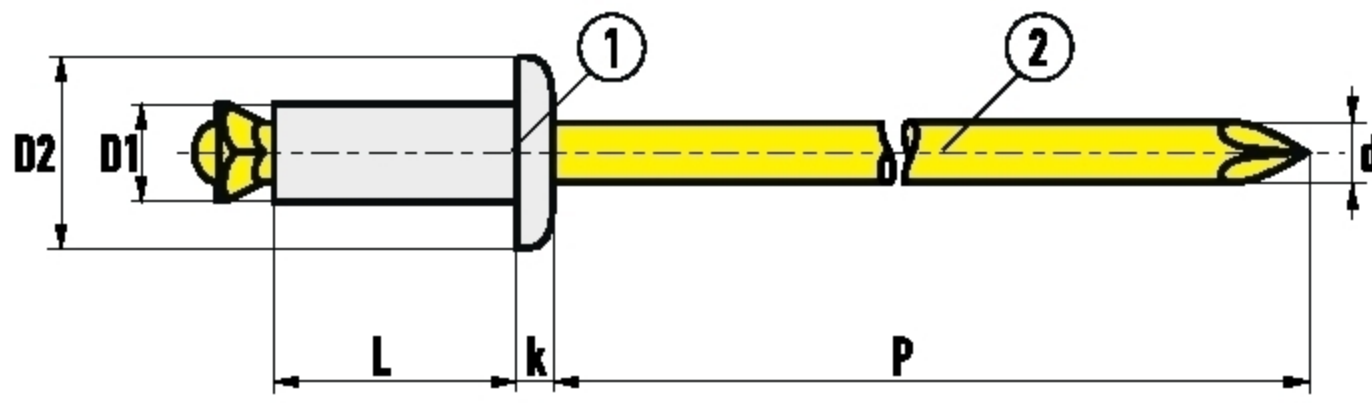
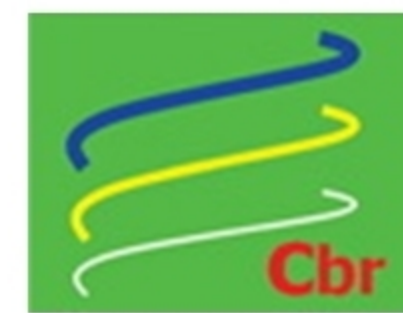
P = ≥ 27 mm

L = +1/-0,2 mm

= 4,9 mm

4,8 x 10,0 mm	1,5 - 6,0 mm	BBD 48100 MG	500	5000 N	4500 N
4,8 x 12,0 mm	3,0 - 7,5 mm	BBD 48120 MG	500		
4,8 x 15,0 mm	6,5 - 10,5 mm	BBD 48150 MG	500		
4,8 x 17,5 mm	9,0 - 12,5 mm	BBD 48175 MG	500		

# Peel Blind Rivets Domed Head



- ① Aluminium AIMg 5
- ② Steel zinc plated

## Ø 3,2 mm

D1 = 3,2 + / - 0,08 mm  
 D2 = 6,0 + / - 0,24 mm  
 k = 0,8 + 0,2 / - 0 mm  
 d = 1,8 mm  
 P = ≥ 27 mm  
 L = +1/-0,2 mm

= 3,7 max. mm

3,2 x 8,0 mm	0,5 - 1,0 mm	ASD 32080 PE	1000	765 N	700 N
3,2 x 10,0 mm	1,0 - 3,0 mm	ASD 32100 PE	1000		
3,2 x 12,0 mm	3,0 - 5,0 mm	ASD 32120 PE	1000		

## Ø 4,0 mm

D1 = 4,0 + 0,08 / - 0,15 mm  
 D2 = 8,0 + / - 0,3 mm  
 k = 1,2 + / - 0,2 mm  
 d = 2,2 mm  
 P = ≥ 27 mm  
 L = +1/-0,2 mm

= 4,5 max. mm

4,0 x 10,0 mm	1,5 - 5,0 mm	ASD 40100 PE	1000	1260 N	1150 N
4,0 x 12,0 mm	4,0 - 6,5 mm	ASD 40120 PE	1000		
4,0 x 14,0 mm	6,0 - 9,0 mm	ASD 40140 PE	500		
4,0 x 16,0 mm	8,0 - 11,0 mm	ASD 40160 PE	500		
4,0 x 18,0 mm	10,0 - 13,0 mm	ASD 40180 PE	500		
4,0 x 20,0 mm	12,0 - 15,0 mm	ASD 40200 PE	500		
4,0 x 25,0 mm	15,0 - 20,0 mm	ASD 40250 PE	500		
4,0 x 30,0 mm	20,0 - 25,0 mm	ASD 40300 PE	500		

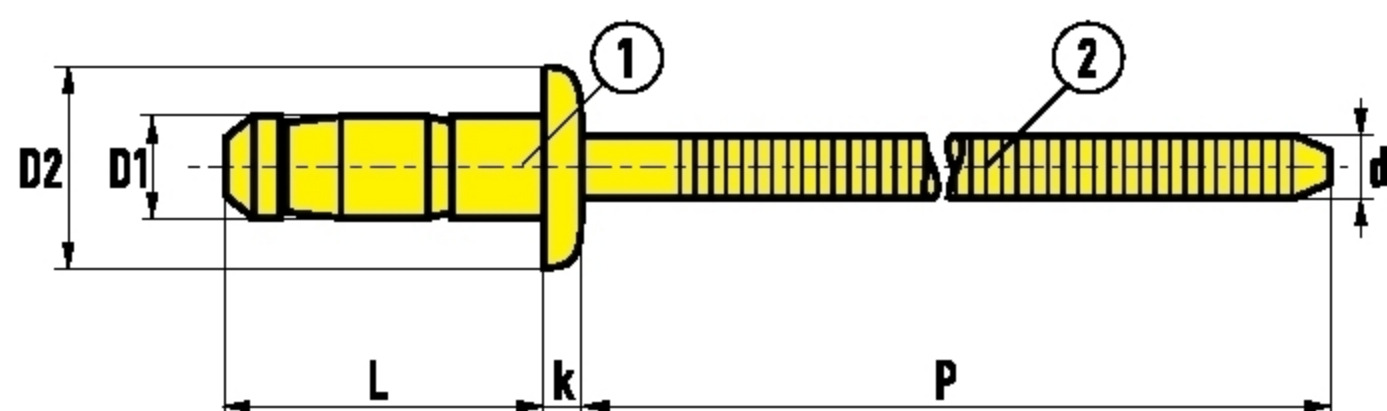
## Ø 4,8 mm

D1 = 4,8 + 0,08 / - 0,15 mm  
 D2 = 9,5 + / - 0,3 mm  
 k = 1,3 + / - 0,2 mm  
 d = 2,6 mm  
 P = ≥ 27 mm  
 L = +1/-0,2 mm

= 5,3 max. mm

4,8 x 10,0 mm	0,5 - 4,0 mm	ASD 48100 PE	500	2400 N	2200 N
4,8 x 12,0 mm	2,0 - 6,0 mm	ASD 48120 PE	500		
4,8 x 14,0 mm	4,0 - 8,0 mm	ASD 48140 PE	500		
4,8 x 16,0 mm	6,0 - 10,0 mm	ASD 48160 PE	500		
4,8 x 18,0 mm	8,0 - 12,0 mm	ASD 48180 PE	500		
4,8 x 20,0 mm	10,0 - 14,0 mm	ASD 48200 PE	500		
4,8 x 22,0 mm	12,0 - 16,0 mm	ASD 48220 PE	500		
4,8 x 25,0 mm	16,0 - 19,0 mm	ASD 48250 PE	500		
4,8 x 30,0 mm	19,0 - 24,0 mm	ASD 48300 PE	250		
4,8 x 35,0 mm	24,0 - 29,0 mm	ASD 48350 PE	250		
4,8 x 40,0 mm	29,0 - 34,0 mm	ASD 48400 PE	250		
4,8 x 50,0 mm	39,0 - 44,0 mm	ASD 48500 PE	200		

# A-BULB Domed Head with grooved mandrel



① Steel zinc plated

② Steel zinc plated

## Ø 3,2 mm

$D1 = 3,2 + 0,08 / - 0,1 \text{ mm}$

$D2 = 6,5 + 0 / - 0,7 \text{ mm}$

$k = 1,1 + / - 0,15 \text{ mm}$

$d = 2,0 \text{ mm}$

$P = \geq 27 \text{ mm}$

$L = +1 / - 0,2 \text{ mm}$

= 3,3 - 3,4 mm

3,2 x 8,7 mm	1,0 - 3,0 mm	SSD 32870 DG	1000	1700 N	1300 N
3,2 x 11,3 mm	3,0 - 5,0 mm	SSD 32113 DG	1000		
3,2 x 13,6 mm	5,0 - 7,0 mm	SSD 32136 DG	1000		

## Ø 4,0 mm

$D1 = 4,0 + 0,08 / - 0,15 \text{ mm}$

$D2 = 8,0 + 0 / - 1 \text{ mm}$

$k = 1,2 + / - 0,15 \text{ mm}$

$d = 2,6 \text{ mm}$

$P = \geq 27 \text{ mm}$

$L = +1 / - 0,2 \text{ mm}$

= 4,1 - 4,3 mm

4,0 x 10,1 mm	1,0 - 3,0 mm	SSD 40101 DG	500	3500 N	2800 N
4,0 x 12,1 mm	3,0 - 5,0 mm	SSD 40121 DG	500		
4,0 x 15,1 mm	5,0 - 7,0 mm	SSD 40151 DG	500		

## Ø 4,8 mm

$D1 = 4,8 + 0,08 / - 0,15 \text{ mm}$

$D2 = 9,5 + 0 / - 1 \text{ mm}$

$k = 1,5 + / - 0,25 \text{ mm}$

$d = 3,0 \text{ mm}$

$P = \geq 27 \text{ mm}$

$L = +1 / - 0,2 \text{ mm}$

= 4,9 - 5,1 mm

4,8 x 12,1 mm	1,5 - 3,5 mm	SSD 48121 DG	500	4200 N	3800 N
4,8 x 14,6 mm	3,5 - 6,0 mm	SSD 48146 DG	500		
4,8 x 17,6 mm	6,0 - 8,5 mm	SSD 48176 DG	500		

## Ø 6,0 mm

$D1 = 6,0 + 0,08 / - 0,15 \text{ mm}$

$D2 = 12,0 + 0 / - 1,5 \text{ mm}$

$k = 1,95 + / - 0,4 \text{ mm}$

$d = 4,0 \text{ mm}$

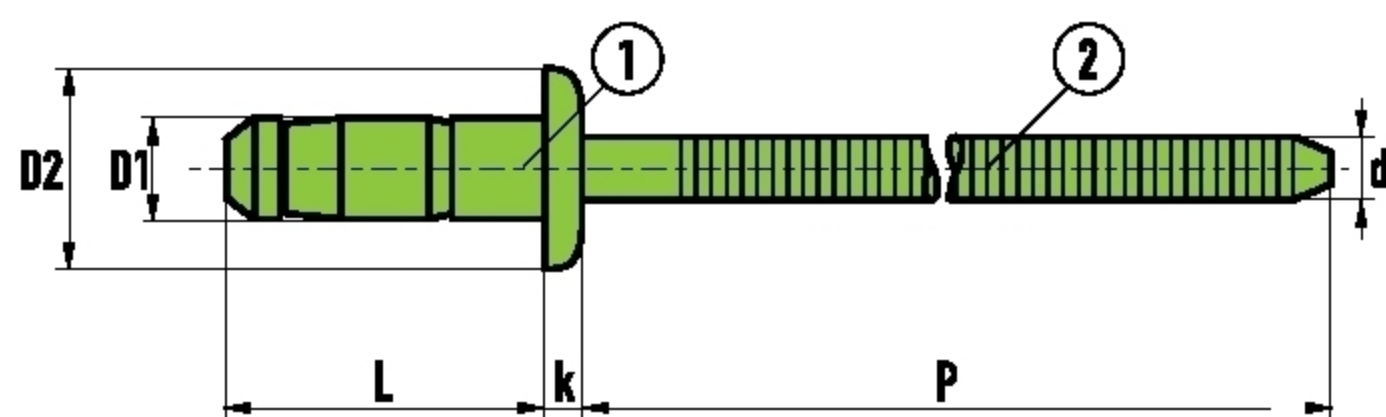
$P = \geq 31 \text{ mm}$

$L = +1 / - 0,2 \text{ mm}$

= 6,1 - 6,3 mm

6,0 x 14,2 mm	1,5 - 4,0 mm	SSD 60142 DG	250	5900 N	5400 N
6,0 x 17,2 mm	3,0 - 6,0 mm	SSD 60172 DG	250		
6,0 x 20,2 mm	6,0 - 9,0 mm	SSD 60202 DG	250		
6,0 x 23,2 mm	9,0 - 12,0 mm	SSD 60232 DG	250		

# A-INOX Domed Head with grooved mandrel



- ① Stainless steel A2 [ AISI 304 ]
- ② Stainless steel A2 [ AISI 304 ]

## Ø 3,2 mm

$$D1 = 3,2 + 0,08 / - 0,1 \text{ mm}$$

$$D2 = 6,5 + 0 / - 0,7 \text{ mm}$$

$$k = 1,1 + / - 0,15 \text{ mm}$$

$$d = 2,1 \text{ mm}$$

$$P = \geq 27 \text{ mm}$$

$$L = +1 / - 0,2 \text{ mm}$$

$$\text{Groove width} = 3,3 - 3,4 \text{ mm}$$

3,2 x 8,9 mm	1,0 - 3,0 mm	BBD 32600 DG	1000	2000 N	1600 N
3,2 x 11,4 mm	3,0 - 5,0 mm	BBD 32800 DG	1000		
3,2 x 13,6 mm	5,0 - 7,0 mm	BBD 32100 DG	1000		

## Ø 4,0 mm

$$D1 = 4,0 + 0,08 / - 0,15 \text{ mm}$$

$$D2 = 8,0 + 0 / - 1 \text{ mm}$$

$$k = 1,2 + / - 0,15 \text{ mm}$$

$$d = 2,6 \text{ mm}$$

$$P = \geq 27 \text{ mm}$$

$$L = +1 / - 0,2 \text{ mm}$$

$$\text{Groove width} = 4,1 - 4,3 \text{ mm}$$

4,0 x 10,1 mm	1,0 - 3,0 mm	BBD 40800 DG	500	5200 N	4000 N
4,0 x 12,5 mm	3,0 - 5,0 mm	BBD 40110 DG	500		
4,0 x 15,1 mm	5,0 - 7,0 mm	BBD 40140 DG	500		

## Ø 4,8 mm

$$D1 = 4,8 + 0,08 / - 0,15 \text{ mm}$$

$$D2 = 9,5 + 0 / - 1 \text{ mm}$$

$$k = 1,5 + / - 0,25 \text{ mm}$$

$$d = 3,2 \text{ mm}$$

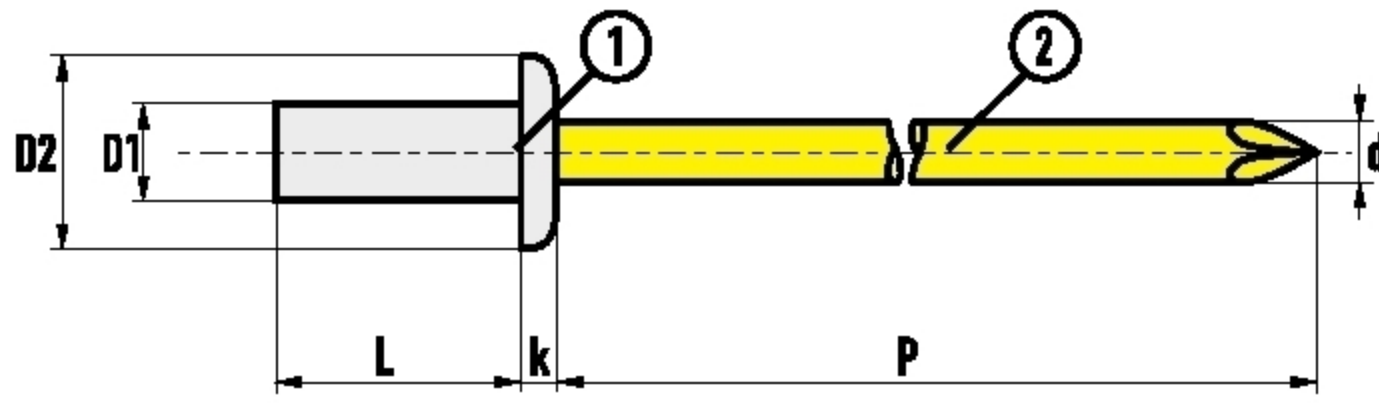
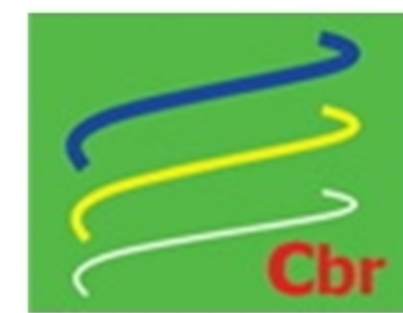
$$P = \geq 27 \text{ mm}$$

$$L = +1 / - 0,2 \text{ mm}$$

$$\text{Groove width} = 4,9 - 5,1 \text{ mm}$$

4,8 x 12,9 mm	1,5 - 3,5 mm	BBD 48100 DG	500	5500 N	5000 N
4,8 x 15,5 mm	3,5 - 6,0 mm	BBD 48140 DG	500		
4,8 x 18,5 mm	6,0 - 8,5 mm	BBD 48170 DG	500		

# Sealed Blind Rivets Domed Head



- ① Aluminium AIMg 5
- ② Steel with protection layer

## Ø 3,2 mm

D1 = 3,2 +/- 0,08 mm

D2 = 6,0 +/- 0,24 mm

k = ≤ 1,4 mm

d = 1,75 mm

P = ≥ 27 mm

L = +1/-0,2 mm

= 3,3 mm

		CODE			
3,2 x 6,5 mm	0,5 - 2,0 mm	ASD 32600 CE	1000	1070 N	1245 N
3,2 x 8,0 mm	2,0 - 3,5 mm	ASD 32800 CE	1000		
3,2 x 9,5 mm	3,5 - 5,0 mm	ASD 32900 CE	1000		
3,2 x 10,5 mm	5,0 - 6,5 mm	ASD 32100 CE	1000		
3,2 x 12,5 mm	6,5 - 8,0 mm	ASD 32120 CE	1000		

## Ø 4,0 mm

D1 = 4,0 +/- 0,08 mm

D2 = 8,0 +/- 0,29 mm

k = ≤ 1,7 mm

d = 2,15 mm

P = ≥ 27 mm

L = +1/-0,2 mm

= 4,1 mm

		CODE			
4,0 x 8,0 mm	0,5 - 3,5 mm	ASD 40800 CE	1000	1710 N	2240 N
4,0 x 9,5 mm	3,5 - 4,5 mm	ASD 40950 CE	500		
4,0 x 11,0 mm	4,5 - 6,5 mm	ASD 40110 CE	500		
4,0 x 12,5 mm	6,5 - 8,0 mm	ASD 40120 CE	500		
4,0 x 15,0 mm	8,0 - 10,5 mm	ASD 40150 CE	500		

## Ø 4,8 mm

D1 = 4,8 +/- 0,08 mm

D2 = 9,5 +/- 0,29 mm

k = ≤ 2,0 mm

d = 2,63 mm

P = ≥ 27 mm

L = +1/-0,2 mm

= 4,9 mm

		CODE			
4,8 x 8,0 mm	1,0 - 3,0 mm	ASD 48800 CE	500	2230 N	3070 N
4,8 x 9,5 mm	3,0 - 4,5 mm	ASD 48950 CE	500		
4,8 x 11,0 mm	4,5 - 6,0 mm	ASD 48110 CE	250		
4,8 x 12,5 mm	6,0 - 7,5 mm	ASD 48125 CE	250		
4,8 x 14,0 mm	7,5 - 9,0 mm	ASD 48140 CE	250		
4,8 x 16,0 mm	9,0 - 11,0 mm	ASD 48160 CE	250		
4,8 x 18,0 mm	11,0 - 13,0 mm	ASD 48180 CE	250		
4,8 x 21,0 mm	13,0 - 16,0 mm	ASD 48210 CE	250		
4,8 x 25,0 mm	16,0 - 20,0 mm	ASD 48250 CE	250		

## Ø 6,4 mm

D1 = 6,4 +/- 0,11 mm

D2 = 12,7 +/- 0,35 mm

k = ≤ 2,5 mm

d = 3,7 mm

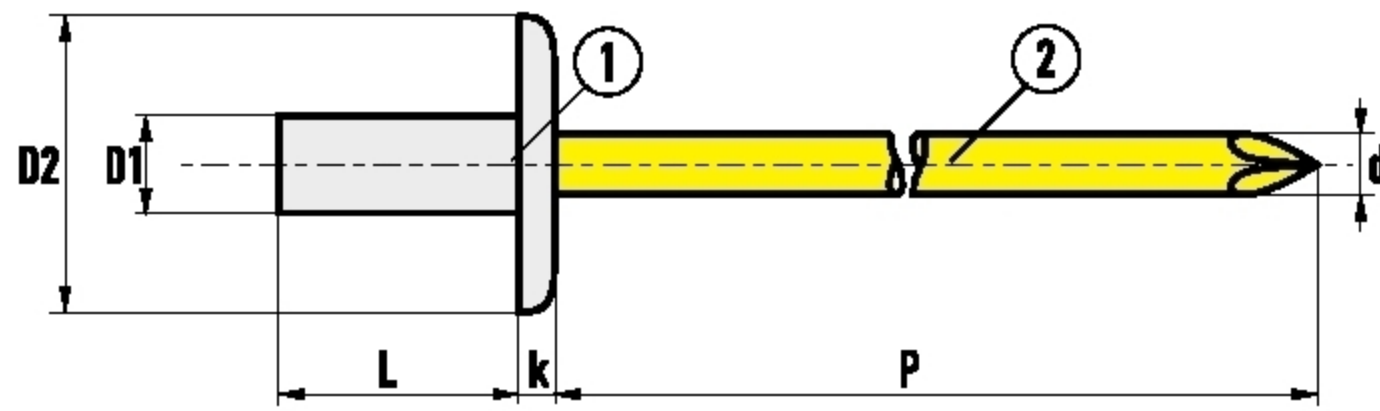
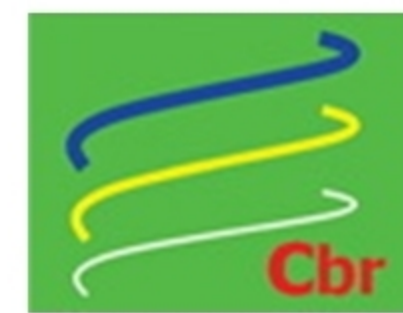
P = ≥ 31 mm

L = +1/-0,2 mm

= 6,5 mm

		CODE			
6,4 x 12,5 mm	1,5 - 6,0 mm	ASD 64125 CE	250	3950 N	5000 N
6,4 x 16,0 mm	6,0 - 8,0 mm	ASD 64160 CE	250		

# Sealed Blind Rivets Large Head



- ① Aluminium AIMg 5
- ② Steel with protection layer

**Ø 4,8 mm D2 = 14,0 mm**

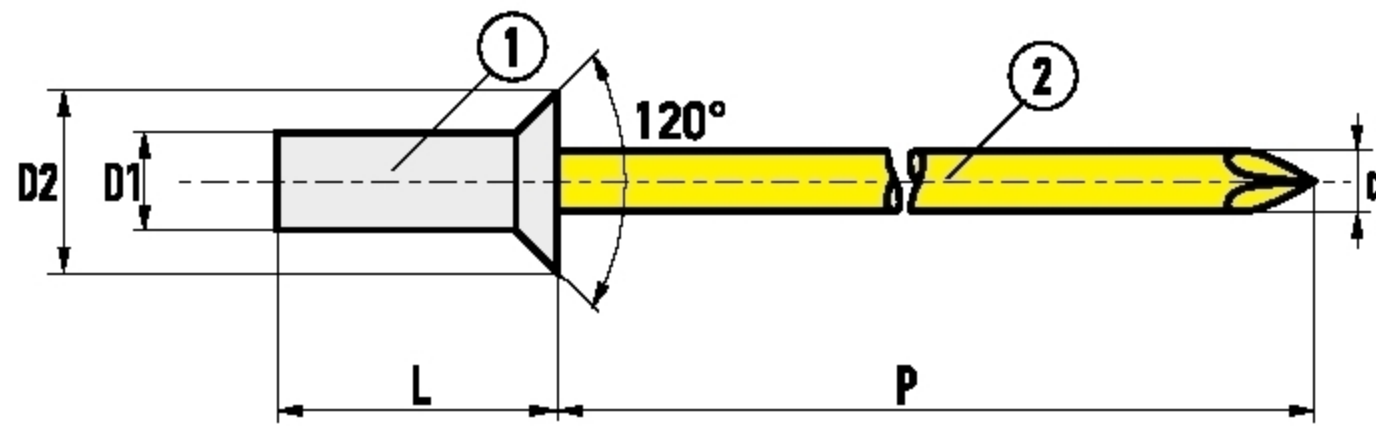
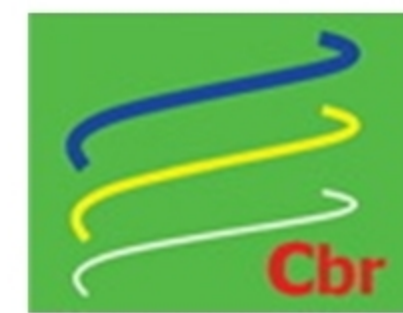
D1 = 4,8 +/- 0,08 mm  
 D2 = 14,0 + 0/- 0,5 mm  
 k = ≤ 2,5 mm  
 d = 2,65 mm  
 P = ≥ 27 mm  
 L = +1/-0,2 mm

= 4,9 mm

		CODE			
4,8 x 13 mm	6,5 - 8,0 mm	ASLB 48130 CE	250	2230 N	3070 N
4,8 x 18 mm	10,0 - 13,0 mm	ASLB 48180 CE	250		

Cbrfastener.com

# Sealed Blind Rivets Countersunk Head



- ① Aluminium AlMg 5
- ② Steel with protection layer

## Ø 3,2 mm

D1 = 3,2 +/- 0,08 mm  
D2 = 6,0 + 0 / - 0,4 mm

k = -  
d = 1,75 mm  
P = ≥ 27 mm  
L = +1/-0,2 mm

= 3,3 mm

		CODE			
3,2 x 7,5 mm	1,5 - 3,0 mm	ASK 32750 CE	1000	1070 N	1245 N
3,2 x 9,0 mm	3,0 - 4,5 mm	ASK 32900 CE	1000		
3,2 x 10,5 mm	4,5 - 6,0 mm	ASK 32105 CE	1000		
3,2 x 12,0 mm	6,0 - 7,5 mm	ASK 32120 CE	1000		
3,2 x 13,5 mm	7,5 - 9,0 mm	ASK 32135 CE	1000		

## Ø 4,0 mm

D1 = 4,0 +/- 0,08 mm  
D2 = 7,5 + 0 / - 0,5 mm

k = -  
d = 2,2 mm  
P = ≥ 27 mm  
L = +1/-0,2 mm

= 4,1 mm

		CODE			
4,0 x 9,5 mm	2,5 - 4,5 mm	ASK 40950 CE	500	1710 N	2240 N
4,0 x 11,0 mm	4,5 - 6,5 mm	ASK 40110 CE	500		
4,0 x 12,5 mm	6,5 - 8,0 mm	ASK 40125 CE	500		
4,0 x 14,0 mm	8,0 - 9,5 mm	ASK 40140 CE	500		

## Ø 4,8 mm

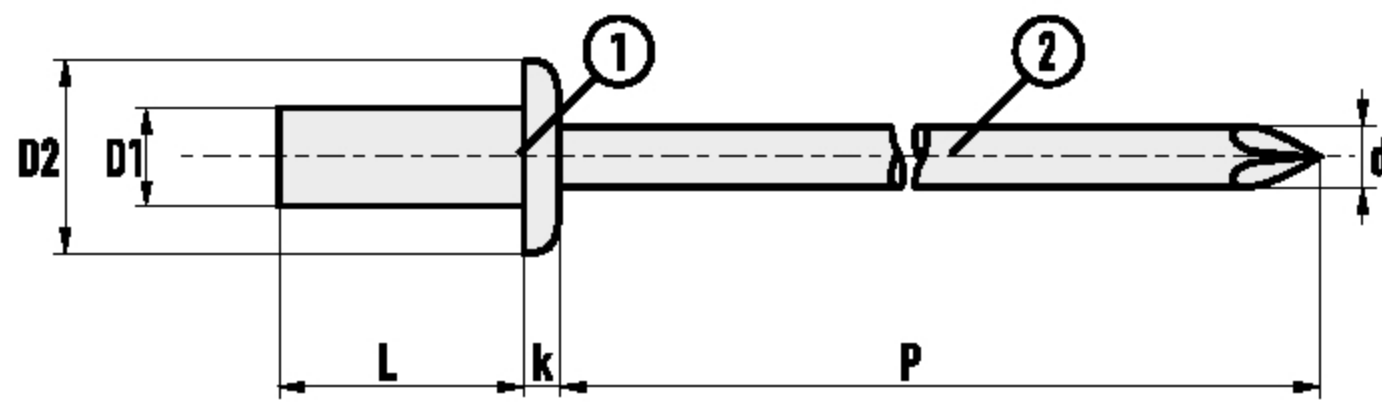
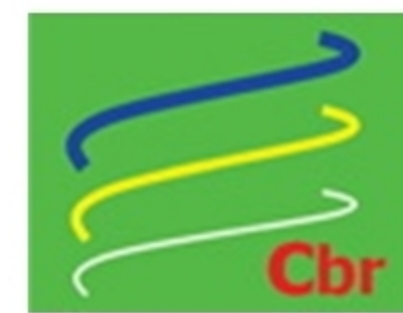
D1 = 4,8 +/- 0,08 mm  
D2 = 9,5 + 0 / - 0,5 mm

k = -  
d = 2,65 mm  
P = ≥ 27 mm  
L = +1/-0,2 mm

= 4,9 mm

		CODE			
4,8 x 9,5 mm	3,0 - 4,5 mm	ASK 48950 CE	500	2230 N	3070 N
4,8 x 11,0 mm	4,5 - 6,0 mm	ASK 48110 CE	250		
4,8 x 12,5 mm	6,0 - 7,5 mm	ASK 48125 CE	250		
4,8 x 14,0 mm	7,5 - 9,0 mm	ASK 48140 CE	250		
4,8 x 15,5 mm	9,0 - 10,5 mm	ASK 48155 CE	250		
4,8 x 19,0 mm	10,5 - 14,0 mm	ASK 48190 CE	250		

# Sealed Blind Rivets Domed Head



- ① Aluminium Al 99,5
- ② Aluminium alloy

## Ø 3,2 mm

D1 = 3,2 +/- 0,08 mm

D2 = 6,0 +/- 0,24 mm

k = ≤ 1,4 mm

d = 1,8 mm

P = ≥ 27 mm

L = +1/-0,2 mm

= 3,3 mm

3,2 x 8,0 mm	0,5 - 3,5 mm	AAD 32800 CE	1000	450 N	490 N
3,2 x 9,5 mm	3,5 - 5,5 mm	AAD 32950 CE	1000		

## Ø 4,0 mm

D1 = 4,0 +/- 0,08 mm

D2 = 8,0 +/- 0,29 mm

k = ≤ 1,7 mm

d = 2,2 mm

P = ≥ 27 mm

L = +1/-0,2 mm

= 4,1 mm

4,0 x 9,5 mm	0,5 - 5,0 mm	AAD 40800 CE	500	580 N	820 N
4,0 x 12,5 mm	5,0 - 8,0 mm	AAD 40120 CE	500		

## Ø 4,8 mm

D1 = 4,8 +/- 0,08 mm

D2 = 9,5 +/- 0,29 mm

k = ≤ 2,0 mm

d = 2,65 mm

P = ≥ 27 mm

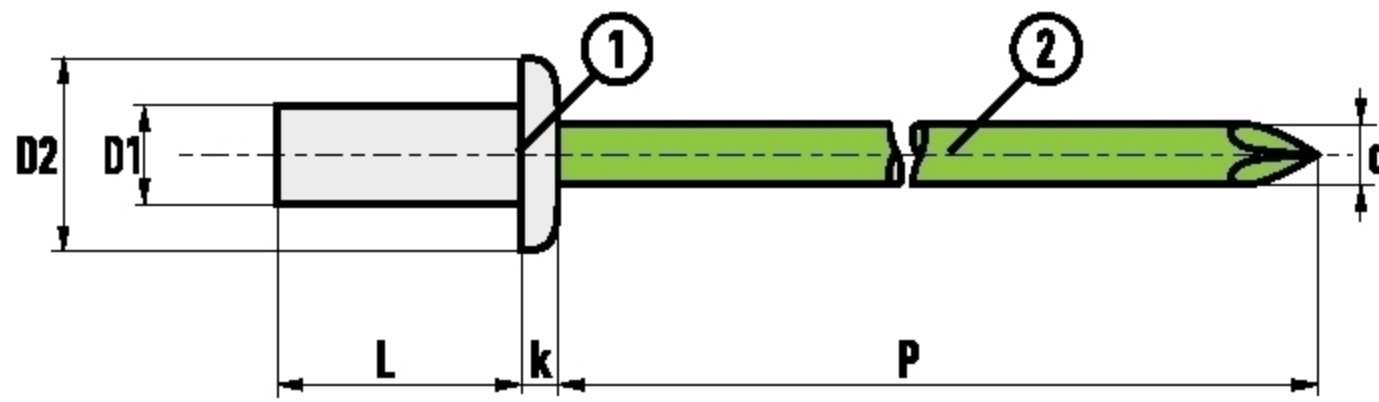
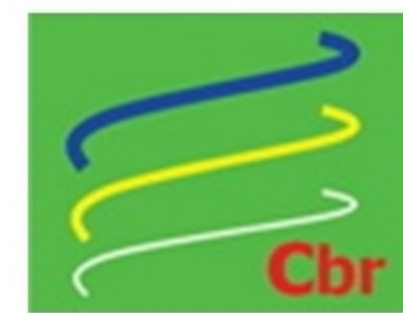
L = +1/-0,2 mm

= 4,9 mm

4,8 x 9,5 mm	1,0 - 4,5 mm	AAD 48950 CE	250	900 N	1120 N
4,8 x 11,5 mm	4,5 - 6,5 mm	AAD 48115 CE	250		
4,8 x 14,5 mm	6,5 - 9,5 mm	AAD 48140 CE	250		
4,8 x 18,0 mm	9,5 - 13,0 mm	AAD 48180 CE	250		



# Sealed Blind Rivets Domed Head



- ① Aluminium alloy [ AIMg 5 ]
- ② Stainless steel A2 [ AISI 304 ]

## Ø 3,2 mm

D1 = 3,2 +/- 0,08 mm

D2 = 6,0 +/- 0,24 mm

k = ≤ 1,4 mm

d = 1,75 mm

P = ≥ 27 mm

L = +1/-0,2 mm

= 3,3 mm

		CODE			
3,2 x 6,5 mm	0,5 - 2,0 mm	ABD 32650 CE	1000	1070 N	1245 N
3,2 x 8,0 mm	2,0 - 3,5 mm	ABD 32800 CE	1000		
3,2 x 9,5 mm	3,5 - 5,0 mm	ABD 32950 CE	1000		
3,2 x 11,0 mm	5,0 - 6,5 mm	ABD 32110 CE	1000		
3,2 x 12,5 mm	6,5 - 8,0 mm	ABD 32120 CE	1000		

## Ø 4,0 mm

D1 = 4,0 +/- 0,08 mm

D2 = 8,0 +/- 0,29 mm

k = ≤ 1,7 mm

d = 2,2 mm

P = ≥ 27 mm

L = +1/-0,2 mm

= 4,1 mm

		CODE			
4,0 x 8,0 mm	0,5 - 3,5 mm	ABD 40800 CE	500	1710 N	2240 N
4,0 x 9,5 mm	3,5 - 5,0 mm	ABD 40950 CE	500		
4,0 x 11,0 mm	5,0 - 6,5 mm	ABD 40110 CE	500		
4,0 x 12,5 mm	6,5 - 8,0 mm	ABD 40125 CE	500		
4,0 x 14,0 mm	8,0 - 10,0 mm	ABD 40140 CE	500		
4,0 x 16,0 mm	10,0 - 12,0 mm	ABD 40160 CE	500		
4,0 x 18,0 mm	12,0 - 14,0 mm	ABD 40180 CE	500		

## Ø 4,8 mm

D1 = 4,8 +/- 0,08 mm

D2 = 9,5 +/- 0,29 mm

k = ≤ 2,0 mm

d = 2,65 mm

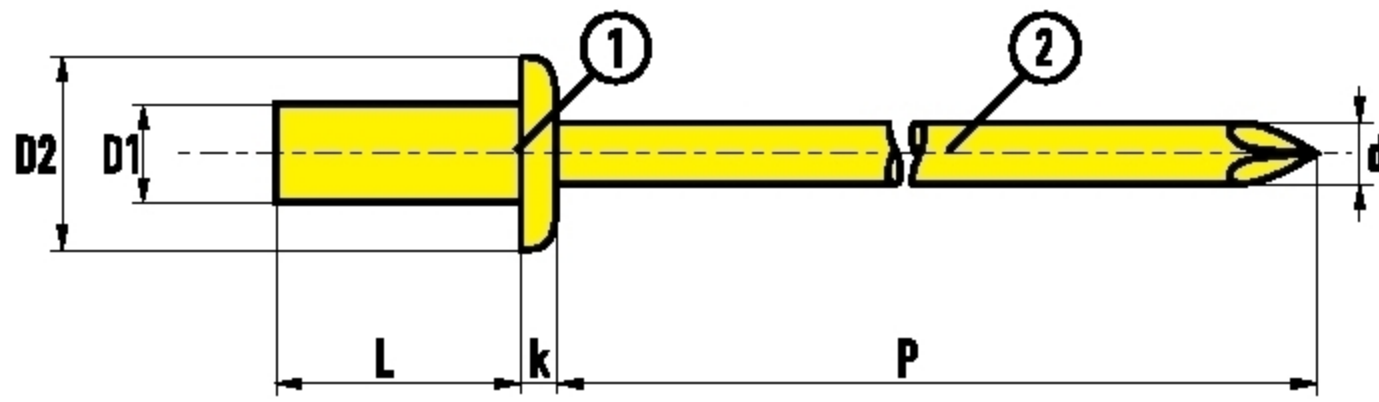
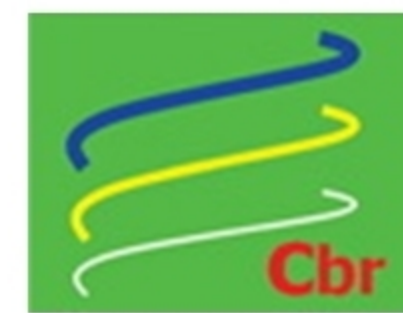
P = ≥ 27 mm

L = +1/-0,2 mm

= 4,9 mm

		CODE			
4,8 x 8,0 mm	1,0 - 3,0 mm	ABD 48800 CE	250	2230 N	3070 N
4,8 x 9,5 mm	3,0 - 4,5 mm	ABD 48950 CE	250		
4,8 x 11,0 mm	4,5 - 6,0 mm	ABD 48110 CE	250		
4,8 x 12,5 mm	6,0 - 7,5 mm	ABD 48125 CE	250		
4,8 x 14,0 mm	7,5 - 9,0 mm	ABD 48140 CE	250		
4,8 x 16,0 mm	9,0 - 11,0 mm	ABD 48160 CE	250		
4,8 x 18,0 mm	11,0 - 13,0 mm	ABD 48180 CE	250		
4,8 x 21,0 mm	13,0 - 16,0 mm	ABD 48210 CE	250		

# Sealed Blind Rivets Domed Head



- ① Steel zinc plated
- ② Steel zinc plated

## Ø 3,2 mm

$D1 = 3,2 + 0,08 / - 0,10 \text{ mm}$   
 $D2 = 6,0 \pm 0,24 \text{ mm}$   
 $k = 1,0 \pm 0,3 \text{ mm}$   
 $d = 1,9 \text{ mm}$   
 $P \geq 27 \text{ mm}$   
 $L = +1/-0,2 \text{ mm}$   
 = 3,3 mm

		CODE			
3,2 x 6,0 mm	0,5 - 1,5 mm	SSD 32600 CE	1000	1600 N	2200 N
3,2 x 8,0 mm	1,5 - 3,0 mm	SSD 32800 CE	1000		
3,2 x 9,5 mm	3,0 - 5,0 mm	SSD 32950 CE	1000		
3,2 x 12,0 mm	5,0 - 6,5 mm	SSD 32120 CE	1000		

## Ø 4,0 mm

$D1 = 4,0 + 0,08 / - 0,10 \text{ mm}$   
 $D2 = 8,0 \pm 0,29 \text{ mm}$   
 $k = 1,4 \pm 0,3 \text{ mm}$   
 $d = 2,3 \text{ mm}$   
 $P \geq 27 \text{ mm}$   
 $L = +1/-0,2 \text{ mm}$   
 = 4,1 mm

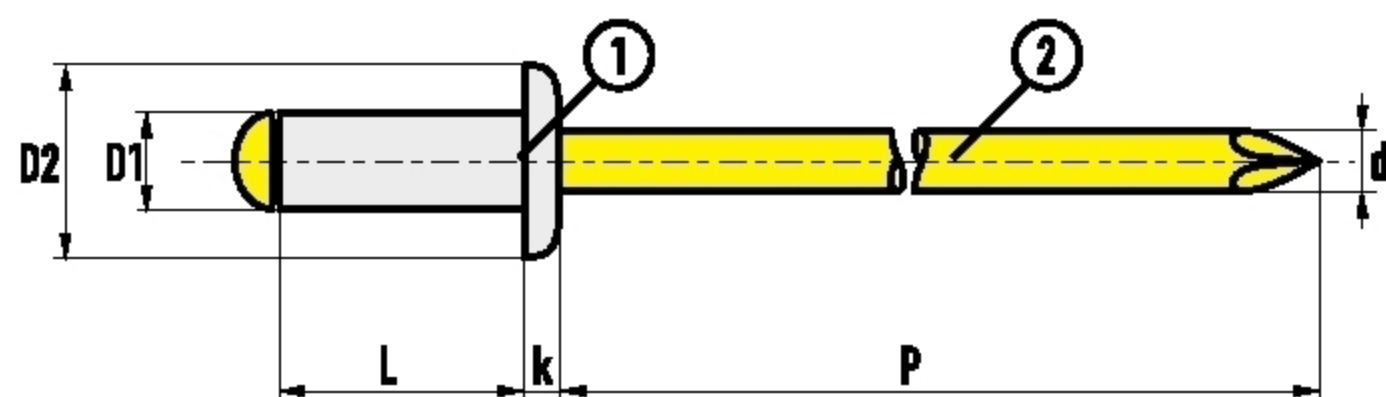
		CODE			
4,0 x 6,0 mm	0,5 - 1,5 mm	SSD 40600 CE	500	2300 N	2500 N
4,0 x 8,0 mm	1,5 - 3,0 mm	SSD 40800 CE	500		
4,0 x 9,5 mm	3,0 - 5,0 mm	SSD 40950 CE	500		
4,0 x 12,0 mm	5,0 - 6,5 mm	SSD 40120 CE	500		
4,0 x 15,0 mm	6,5 - 10,5 mm	SSD 40150 CE	500		

## Ø 4,8 mm

$D1 = 4,8 + 0,08 / - 0,10 \text{ mm}$   
 $D2 = 9,5 \pm 0,29 \text{ mm}$   
 $k = 1,7 \pm 0,3 \text{ mm}$   
 $d = 2,9 \text{ mm}$   
 $P \geq 27 \text{ mm}$   
 $L = +1/-0,2 \text{ mm}$   
 = 4,9 mm

		CODE			
4,8 x 8,0 mm	0,5 - 3,0 mm	SSD 48800 CE	250	2900 N	3800 N
4,8 x 9,5 mm	3,0 - 5,0 mm	SSD 48950 CE	250		
4,8 x 12,0 mm	5,0 - 6,5 mm	SSD 48120 CE	250		
4,8 x 16,0 mm	6,5 - 10,5 mm	SSD 48160 CE	250		

# Blind Rivets Domed Head



- ① Aluminium AlMg 3/3,5
- ② Steel zinc plated

## Ø 4,0 mm

D1 = 4,0 + 0,08 / - 0,15 mm

D2 = 8,0 + 0 / - 1 mm

k = 1,0 +/- 0,3 mm

d = 2,1 mm

P = ≥ 27 mm

L = +1 / -0,2 mm

= 4,1 mm

		CODE			
4,0 x 6 mm	1,5 - 3,0 mm	3ASD 40600	1000	1200 N	1600 N
4,0 x 8 mm	3,0 - 5,0 mm	3ASD 40800	1000		
4,0 x 10 mm	5,0 - 6,5 mm	3ASD 40100	1000		
4,0 x 12 mm	6,5 - 8,5 mm	3ASD 40120	1000		
4,0 x 14 mm	8,5 - 10,5 mm	3ASD 40140	500		
4,0 x 16 mm	10,5 - 12,5 mm	3ASD 40160	500		
4,0 x 18 mm	12,5 - 14,5 mm	3ASD 40180	500		
4,0 x 20 mm	14,5 - 16,5 mm	3ASD 40200	500		
4,0 x 23 mm	16,5 - 19,0 mm	3ASD 40230	500		
4,0 x 25 mm	19,0 - 21,5 mm	3ASD 40250	500		
4,0 x 30 mm	21,5 - 26,0 mm	3ASD 40300	500		
4,0 x 35 mm	26,0 - 30,0 mm	3ASD 40350	500		

## Ø 4,8 mm

D1 = 4,8 + 0,08 / - 0,15 mm

D2 = 9,5 + 0 / - 1 mm

k = 1,1 +/- 0,3 mm

d = 2,7 mm

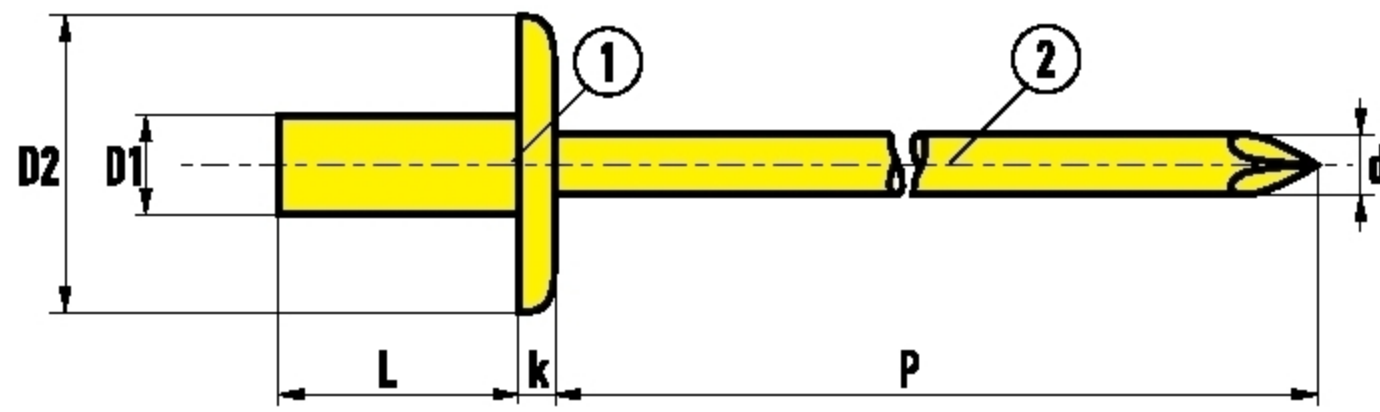
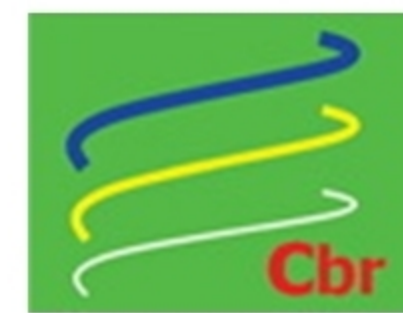
P = ≥ 27 mm

L = +1 / -0,2 mm

= 4,9 mm

		CODE			
4,8 x 6 mm	1,0 - 3,0 mm	3ASD 48600	500	1690 N	2230 N
4,8 x 8 mm	3,0 - 4,5 mm	3ASD 48800	500		
4,8 x 10 mm	4,5 - 6,0 mm	3ASD 48100	500		
4,8 x 12 mm	6,0 - 8,0 mm	3ASD 48120	500		
4,8 x 14 mm	8,0 - 10,0 mm	3ASD 48140	500		
4,8 x 16 mm	10,0 - 12,0 mm	3ASD 48160	500		
4,8 x 18 mm	12,0 - 14,0 mm	3ASD 48180	500		
4,8 x 20 mm	14,0 - 16,0 mm	3ASD 48200	500		
4,8 x 22 mm	16,0 - 18,0 mm	3ASD 48220	500		
4,8 x 25 mm	18,0 - 21,0 mm	3ASD 48250	500		
4,8 x 28 mm	21,0 - 23,5 mm	3ASD 48280	250		
4,8 x 30 mm	23,0 - 25,0 mm	3ASD 48300	250		
4,8 x 35 mm	25,0 - 30,0 mm	3ASD 48350	250		
4,8 x 40 mm	30,0 - 35,0 mm	3ASD 48400	250		
4,8 x 45 mm	35,0 - 40,0 mm	3ASD 48450	100		
4,8 x 50 mm	40,0 - 45,0 mm	3ASD 48500	100		
4,8 x 55 mm	45,0 - 50,0 mm	3ASD 48550	100		
4,8 x 60 mm	50,0 - 55,0 mm	3ASD 48610	100		

# Sealed Blind Rivets Large Head



- ① Steel zinc plated
- ② Steel zinc plated

## Ø 3,2 mm D2 = 10,0 mm

D1 = 3,2 + 0,08 / - 0,10 mm

D2 = 10,0 +/- 0,29 mm

k = 1,0 +/- 0,3 mm

d = 1,9 mm

P = ≥ 27 mm

L = +1/-0,2 mm

= 3,3 mm

		CODE			
3,2 x 8,0 mm	1,5 - 3,0 mm	SSL 32800 CE	1000	1600 N	2200 N
3,2 x 10,0 mm	3,0 - 5,0 mm	SSL 32100 CE	1000		
3,2 x 12,0 mm	5,0 - 7,0 mm	SSL 32120 CE	1000		

## Ø 4,0 mm D2 = 12,0 mm

D1 = 4,0 + 0,08 / - 0,10 mm

D2 = 12,0 +/- 0,35 mm

k = 1,2 +/- 0,3 mm

d = 2,3 mm

P = ≥ 27 mm

L = +1/-0,2 mm

= 4,1 mm

		CODE			
4,0 x 8,0 mm	1,5 - 3,0 mm	SSL 40800 CE	500	2300 N	2500 N
4,0 x 10,0 mm	3,0 - 5,0 mm	SSL 40100 CE	500		
4,0 x 12,0 mm	5,0 - 6,5 mm	SSL 40120 CE	500		
4,0 x 16,0 mm	6,5 - 10,5 mm	SSL 40160 CE	500		

## Ø 4,8 mm D2 = 14,0 mm

D1 = 4,8 + 0,08 / - 0,10 mm

D2 = 14,0 +/- 0,35 mm

k = 1,4 +/- 0,3 mm

d = 2,9 mm

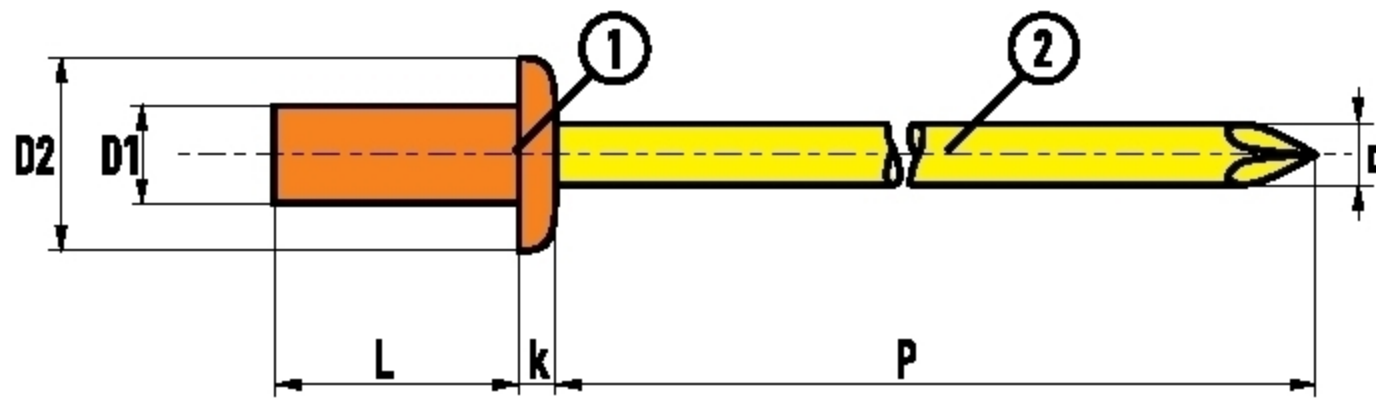
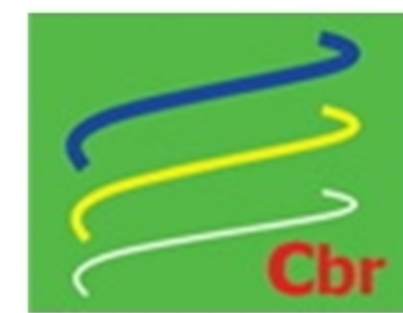
P = ≥ 27 mm

L = +1/-0,2 mm

= 4,9 mm

		CODE			
4,8 x 8,0 mm	0,5 - 3,0 mm	SSL 48800 CE	250	2900 N	3800 N
4,8 x 10,0 mm	3,0 - 5,0 mm	SSL 48100 CE	250		
4,8 x 12,0 mm	5,0 - 6,5 mm	SSL 48120 CE	250		
4,8 x 16,0 mm	6,5 - 10,5 mm	SSL 48160 CE	250		

# Sealed Blind Rivets Domed Head



- ① Copper alloy
- ② Steel with protection layer

## Ø 3,2 mm

$D1 = 3,2 + 0,08 / - 0,10 \text{ mm}$

$D2 = 6,0 \pm 0,24 \text{ mm}$

$k \leq 1,4 \text{ mm}$

$d = 1,75 \text{ mm}$

$P \geq 27 \text{ mm}$

$L = +1/-0,2 \text{ mm}$

= 3,3 mm

		CODE			
3,2 x 6,5 mm	0,5 - 2,0 mm	CSD 32650 CE	1000	850 N	1300 N
3,2 x 8,0 mm	2,0 - 3,5 mm	CSD 32800 CE	1000		
3,2 x 9,5 mm	3,5 - 5,0 mm	CSD 32950 CE	1000		
3,2 x 12,5 mm	5,0 - 8,0 mm	CSD 32125 CE	1000		

## Ø 4,0 mm

$D1 = 4,0 + 0,08 / - 0,15 \text{ mm}$

$D2 = 8,0 \pm 0,29 \text{ mm}$

$k \leq 1,7 \text{ mm}$

$d = 2,2 \text{ mm}$

$P \geq 27 \text{ mm}$

$L = +1/-0,2 \text{ mm}$

= 4,1 mm

		CODE			
4,0 x 8,0 mm	0,5 - 3,5 mm	CSD 40800 CE	500	1350 N	2000 N
4,0 x 10,0 mm	3,5 - 5,0 mm	CSD 40100 CE	500		

## Ø 4,8 mm

$D1 = 4,8 + 0,08 / - 0,15 \text{ mm}$

$D2 = 9,5 \pm 0,29 \text{ mm}$

$k \leq 2,0 \text{ mm}$

$d = 2,65 \text{ mm}$

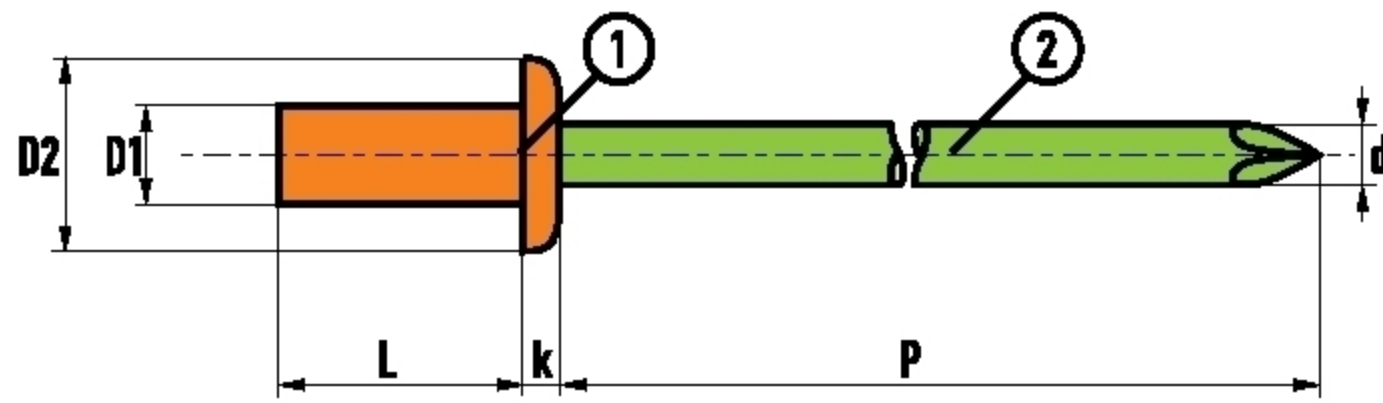
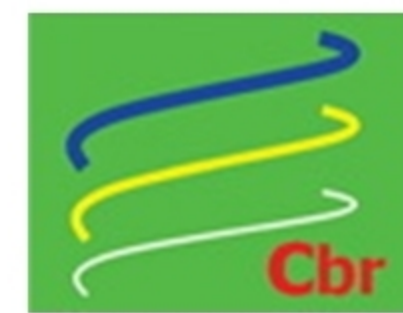
$P \geq 27 \text{ mm}$

$L = +1/-0,2 \text{ mm}$

= 4,9 mm

		CODE			
4,8 x 9,5 mm	1,0 - 5,0 mm	CSD 48950 CE	250	1950 N	2800 N
4,8 x 11,5 mm	5,0 - 6,5 mm	CSD 48115 CE	250		

# Sealed Blind Rivets Domed Head



- ① Copper alloy
- ② Stainless steel A2 [ AISI 304 ]

## Ø 3,2 mm

D1 = 3,2 + 0,08 / - 0,10 mm

D2 = 6,0 +/- 0,24 mm

k = ≤ 1,4 mm

d = 1,75mm

P = ≥ 27 mm

L = +1/-0,2 mm

= 3,3 mm

		CODE			
3,2 x 6,5 mm	0,5 - 2,0 mm	CBD 32650 CE	1000	850 N	1300 N
3,2 x 8,0 mm	2,0 - 3,5 mm	CBD 32800 CE	1000		
3,2 x 9,5 mm	3,5 - 5,0 mm	CBD 32900 CE	1000		
3,2 x 12,5 mm	5,0 - 8,0 mm	CBD 32125 CE	1000		

## Ø 4,0 mm

D1 = 4,0 + 0,08 / - 0,15 mm

D2 = 8,0 +/- 0,29 mm

k = ≤ 1,7 mm

d = 2,2 mm

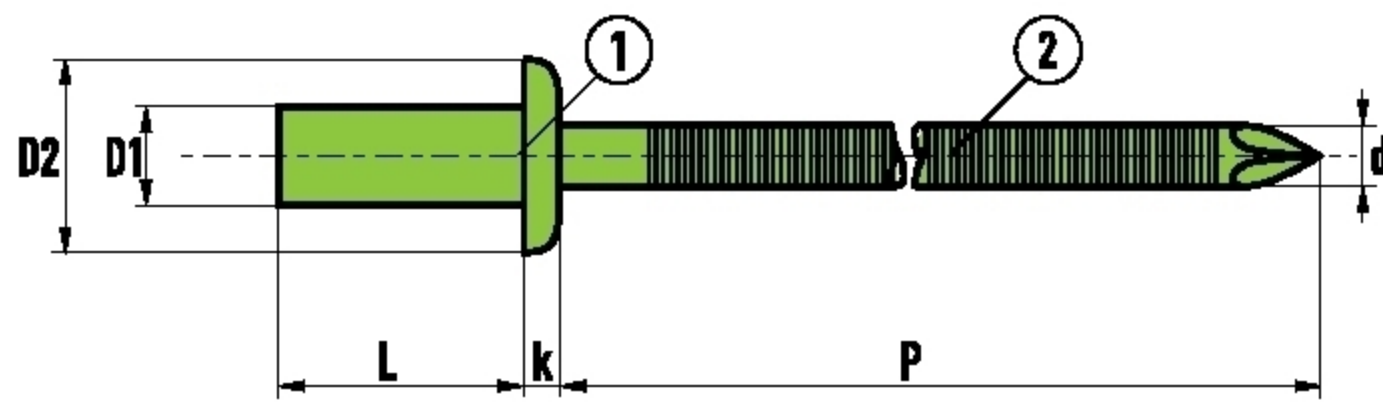
P = ≥ 27 mm

L = +1/-0,2 mm

= 4,1 mm

		CODE			
4,0 x 8,0 mm	0,5 - 3,5 mm	CBD 40800 CE	500	1350 N	2000 N
4,0 x 10,0 mm	3,5 - 5,0 mm	CBD 40100 CE	500		

# Sealed Blind Rivets Domed Head with grooved mandrel



- ① Stainless steel A2 [ AISI 304 ]
- ② Stainless steel C1 [ AISI 420 ]

## Ø 3,2 mm

D1 = 3,2 + 0,08 / - 0,10 mm

D2 = 6,0 +/- 0,24 mm

k = 0,9 +/- 0,3 mm

d = 1,9 mm

P = ≥ 27 mm

L = +1/-0,2 mm

= 3,3 mm

		CODE			
3,2 x 6,0 mm	0,5 - 1,5 mm	BBD 32600 CE	1000	2000 N	2500 N
3,2 x 8,0 mm	1,5 - 3,0 mm	BBD 32800 CE	1000		
3,2 x 9,5 mm	3,0 - 5,0 mm	BBD 32950 CE	1000		
3,2 x 12,0 mm	5,0 - 7,0 mm	BBD 32120 CE	1000		
3,2 x 14,0 mm	7,0 - 9,0 mm	BBD 32140 CE	1000		

## Ø 4,0 mm

D1 = 4,0 + 0,08 / - 0,10 mm

D2 = 8,0 +/- 0,29 mm

k = 1,3 +/- 0,3 mm

d = 2,3 mm

P = ≥ 27 mm

L = +1/-0,2 mm

= 4,1 mm

		CODE			
4,0 x 6,0 mm	0,5 - 1,5 mm	BBD 40600 CE	500	3000 N	4000 N
4,0 x 8,0 mm	1,5 - 3,0 mm	BBD 40800 CE	500		
4,0 x 9,5 mm	3,0 - 5,0 mm	BBD 40950 CE	500		
4,0 x 12,0 mm	5,0 - 6,5 mm	BBD 40120 CE	500		
4,0 x 16,0 mm	6,5 - 10,5 mm	BBD 40160 CE	500		

## Ø 4,8 mm

D1 = 4,8 + 0,08 / - 0,10 mm

D2 = 9,5 +/- 0,29 mm

k = 1,6 +/- 0,3 mm

d = 2,9 mm

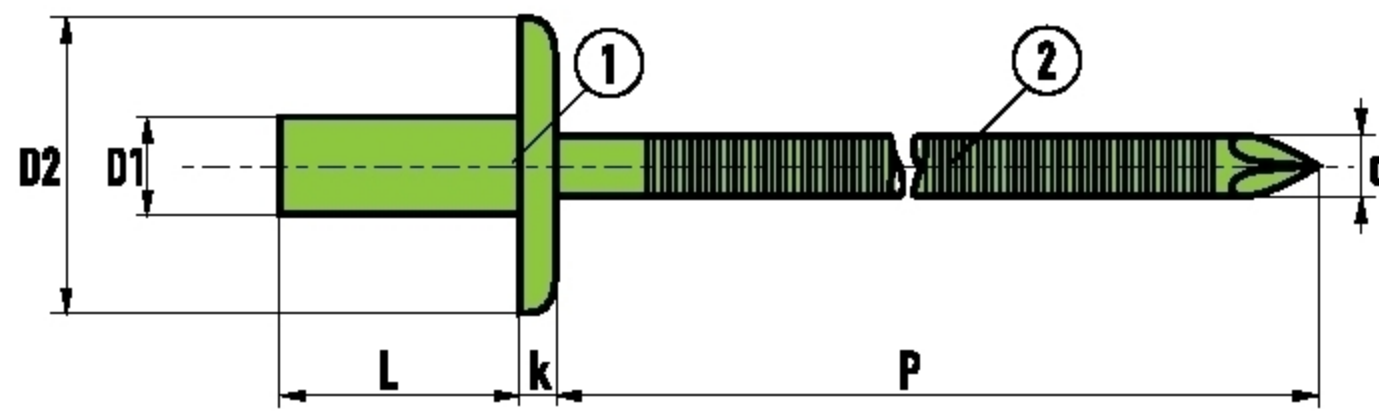
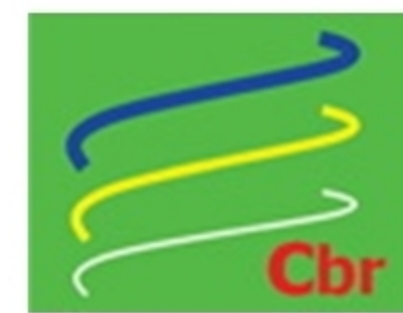
P = ≥ 27 mm

L = +1/-0,2 mm

= 4,9 mm

		CODE			
4,8 x 8,0 mm	1,0 - 3,0 mm	BBD 48800 CE	250	4500 N	5500 N
4,8 x 9,5 mm	3,0 - 5,0 mm	BBD 48950 CE	250		
4,8 x 12,0 mm	5,0 - 6,5 mm	BBD 48120 CE	250		
4,8 x 16,0 mm	6,5 - 10,5 mm	BBD 48160 CE	250		
4,8 x 20,0 mm	10,5 - 14,0 mm	BBD 48200 CE	250		

# Sealed Blind Rivets Large Head with grooved mandrel



- ① Stainless steel A2 [ AISI 304 ]
- ② Stainless steel C1 [ AISI 420 ]

## Ø 3,2 mm D2 = 10,0 mm

D1 = 3,2 + 0,08 / - 0,10 mm  
 D2 = 10,0 +/- 0,29 mm  
 k = 0,9 +/- 0,3 mm  
 d = 1,9 mm  
 P = ≥ 27 mm  
 L = +1/-0,2 mm

= 3,3 mm

3,2 x 6,0 mm	0,5 - 1,5 mm	BBL 32600 CE	1000	2000 N	2500 N
3,2 x 8,0 mm	1,5 - 3,0 mm	BBL 32800 CE	1000		
3,2 x 10,0 mm	3,0 - 5,0 mm	BBL 32100 CE	1000		
3,2 x 12,0 mm	5,0 - 6,5 mm	BBL 32120 CE	1000		

## Ø 4,0 mm D2 = 12,0 mm

D1 = 4,0 + 0,08 / - 0,10 mm  
 D2 = 12,0 +/- 0,35 mm  
 k = 1,1 +/- 0,3 mm  
 d = 2,3 mm  
 P = ≥ 27 mm  
 L = +1/-0,2 mm

= 4,1 mm

4,0 x 6,0 mm	0,5 - 1,5 mm	BBL 40600 CE	500	3000 N	4000 N
4,0 x 8,0 mm	1,5 - 3,0 mm	BBL 40800 CE	500		
4,0 x 10,0 mm	3,0 - 5,0 mm	BBL 40100 CE	500		
4,0 x 12,0 mm	5,0 - 6,5 mm	BBL 40120 CE	500		
4,0 x 16,0 mm	6,5 - 10,5 mm	BBL 40160 CE	500		

## Ø 4,8 mm D2 = 14,0 mm

D1 = 4,8 + 0,08 / - 0,10 mm  
 D2 = 14,0 +/- 0,35 mm  
 k = 1,3 +/- 0,3 mm  
 d = 2,9 mm  
 P = ≥ 27 mm  
 L = +1/-0,2 mm

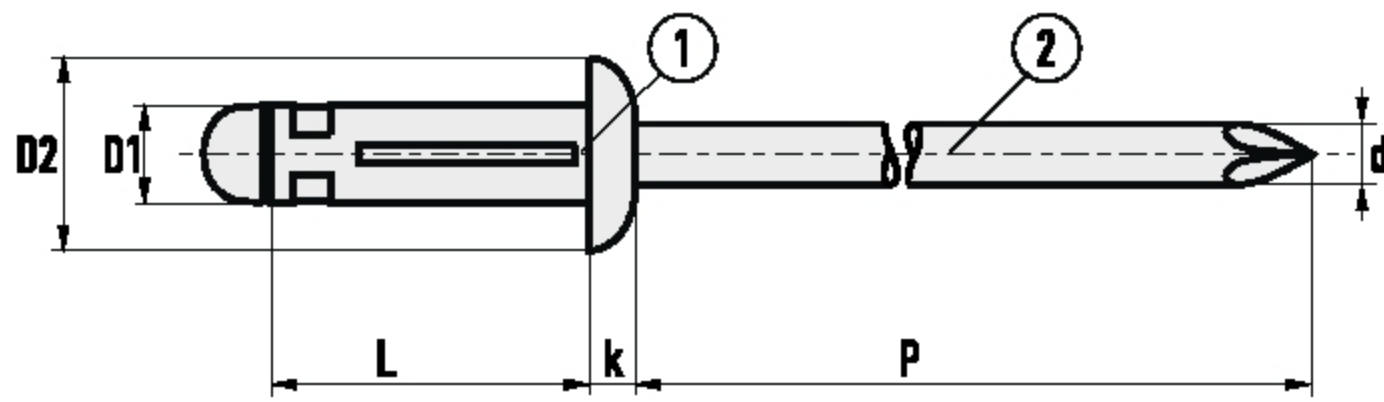
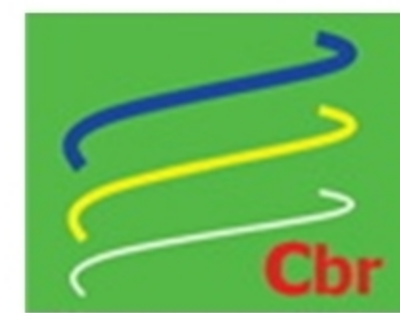
= 4,9 mm

4,8 x 8,0 mm	0,5 - 3,0 mm	BBL 48800 CE	250	4500 N	5500 N
4,8 x 10,0 mm	3,0 - 5,0 mm	BBL 48100 CE	250		
4,8 x 12,0 mm	5,0 - 6,5 mm	BBL 48120 CE	250		
4,8 x 16,0 mm	6,5 - 10,5 mm	BBL 48160 CE	250		



# Triple Claw Blind Rivets (light weight construction)

## Domed Head



① Aluminium AlMg 2.5

② Aluminium AlMg 5

### Ø 4,0 mm

$D1 = 4,0 + 0,08 / - 0,15$  mm

$D2 = 8,0 + 0 / - 1$  mm

$k = 1,4 + / - 0,3$  mm

$d = 2,5$  mm

$P = \geq 27$  mm

$L = +1/-0,2$  mm

= 4,2 - 4,4 mm

		CODE			
4,0 x 13,6 mm	1,0 - 3,0 mm	AAD 40136 DL	500	500 N	800 N
4,0 x 18,8 mm	3,0 - 7,0 mm	AAD 40188 DL	500		
4,0 x 24,0 mm	5,0 - 11,0 mm	AAD 40240 DL	500		

### Ø 4,8 mm

$D1 = 4,9 + 0,10 / - 0,15$

$D2 = 9,6 + / - 0,29$

$k = 1,6 + / - 0,35$

$d = 2,9$

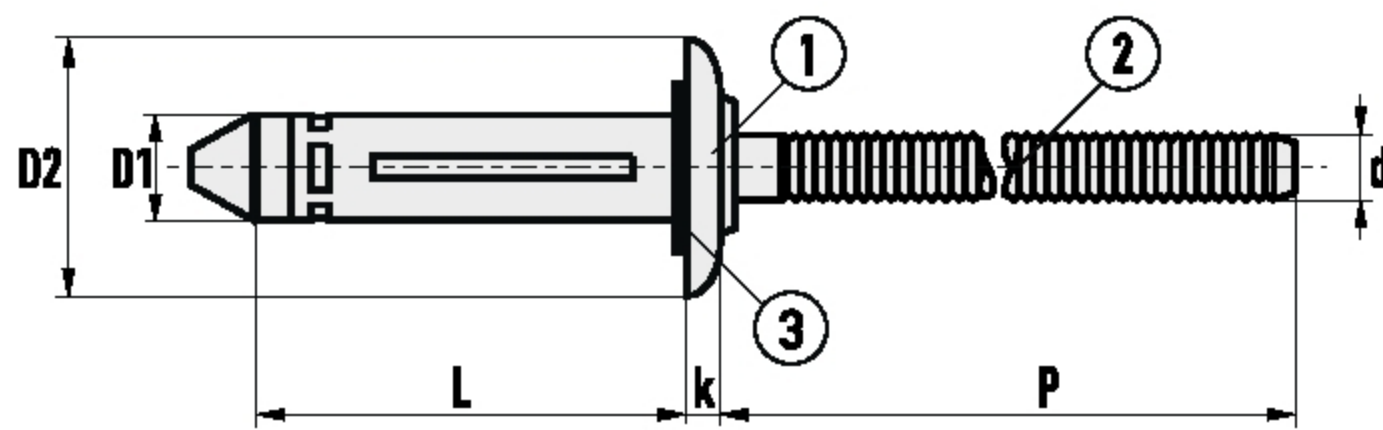
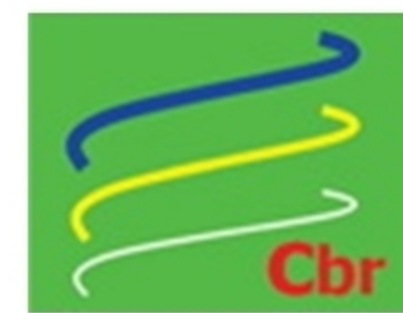
$P = \geq 27$

$L = +1/-0,2$

= 5,0 - 5,2 mm

		CODE			
4,8 x 15,3 mm	1,0 - 3,0 mm	AAD 48153 DL	500	800 N	1100 N
4,8 x 20,5 mm	3,0 - 9,0 mm	AAD 48205 DL	500		
4,8 x 24,5 mm	5,0 - 12,0 mm	AAD 48245 DL	500		

# Triple Claw Blind Rivets (construction) Domed Head with grooved mandrel



- ① Aluminium AlMg 5
- ② Aluminium AlCuMg 1
- ③ with neoprene washer

Ø 5,2 mm

$D1 = 5,2 + 0,09 / - 0,2 \text{ mm}$

$D2 = 11,7 + 0 / - 0,8 \text{ mm}$

$k = 2,2 + / - 0,3 \text{ mm}$

$d = 3,0 \text{ mm}$

$P = \geq 27 \text{ mm}$

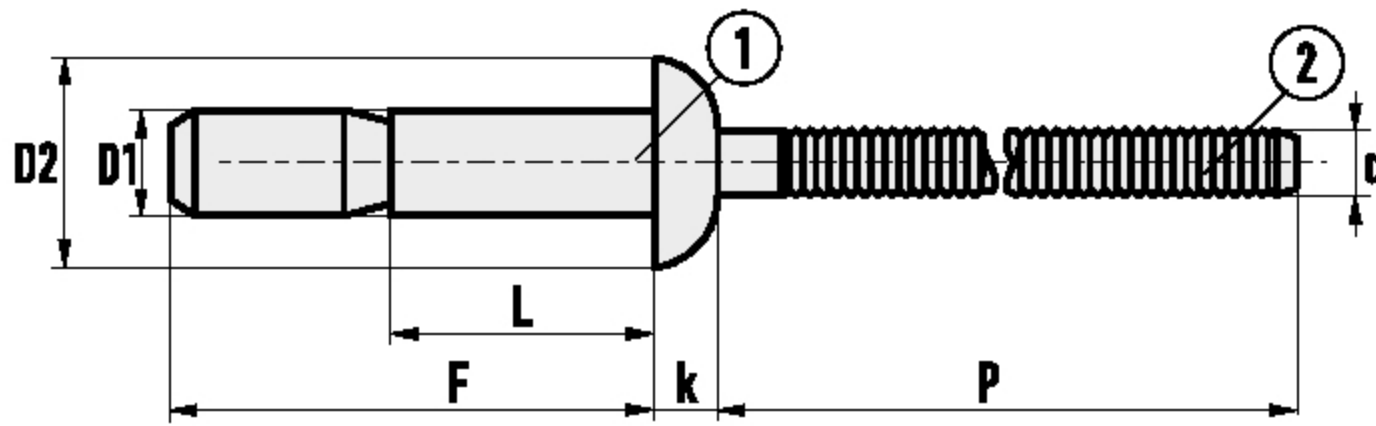
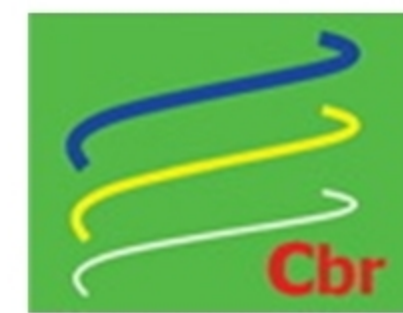
$L = +0,5 / -0,8 \text{ mm}$

= 5,3 - 5,5 mm

		CODE			
5,2 x 17,5 mm	0,5 - 4,8 mm	AAD 05217 SB	250	3290 N	2040 N
5,2 x 19,1 mm	1,5 - 6,4 mm	AAD 52190 SB	250		
5,2 x 22,2 mm	4,8 - 9,5 mm	AAD 52220 SB	250		
5,2 x 25,4 mm	7,9 - 12,7 mm	AAD 52250 SB	250		
5,2 x 28,6 mm	11,1 - 15,9 mm	AAD 52280 SB	250		
5,2 x 31,8 mm	14,3 - 19,1 mm	AAD 52310 SB	250		

Cbrfastener.com

# High-Strength Blind rivets Domed Head



- ① Aluminium AlMg 5 (5056)
- ② Aluminium AlZnMgCu 1.5 (7A03)

## Ø 4,8 mm

D1 = 4,8 mm  
 D2 = 10,0 + 0 / - 1 mm  
 k = 2,2 +/- 0,25 mm  
 d = 3,0 mm  
 P = ≥ 27 mm  
 L = +/- 0,99 mm  
 = 4,9 - 5,1 mm

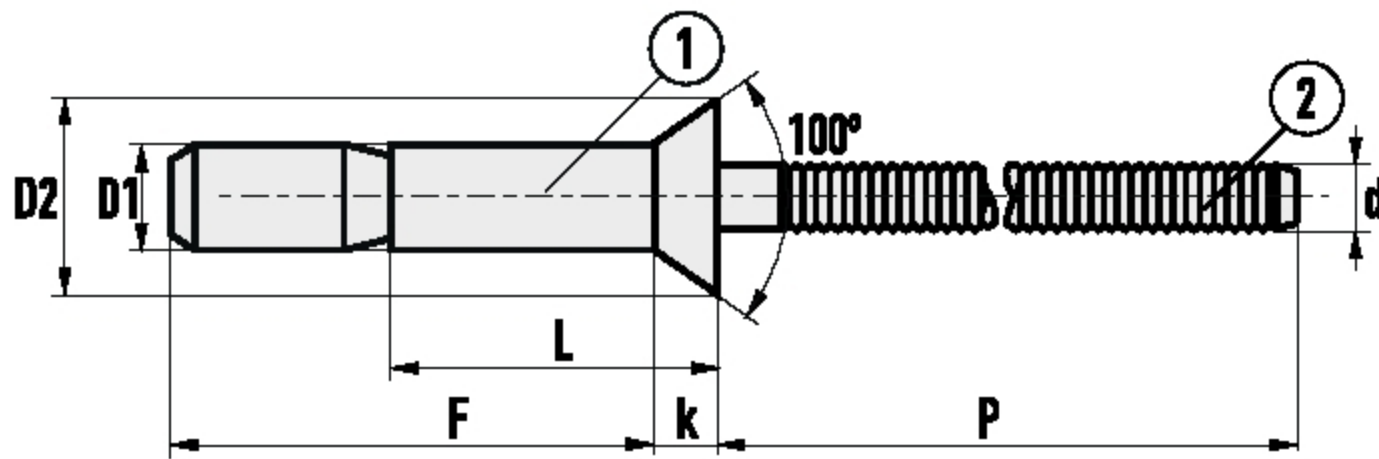
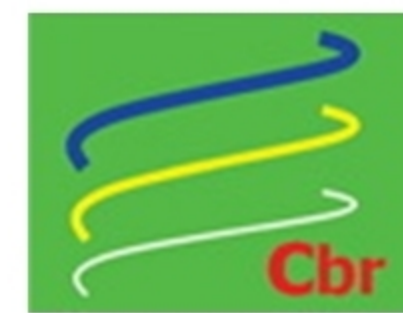
	F max		CODE			
4,8 x 10 mm	18,5 mm	1,6 - 6,9 mm	AAD 04810 CL	250	2400 N	2000 N
4,8 x 14 mm	25 mm	1,6 - 11,0 mm	AAD 04814 CL	250		

## Ø 6,4 mm

D1 = 6,4 mm  
 D2 = 13,5 + 0 / - 1,5 mm  
 k = 3,0 +/- 0,4 mm  
 d = 4,0 mm  
 P = ≥ 31 mm  
 L = +/- 0,99 mm  
 = 6,6 - 6,9 mm

	F max		CODE			
6,4 x 14 mm	25,5 mm	2,0 - 9,5 mm	AAD 06414 CL	250	5600 N	3600 N
6,4 x 20 mm	36 mm	2,0 - 15,9 mm	AAD 06420 CL	250		

# High-Strength Blind rivets Countersunk Head



- ① Aluminium AlMg 5 (5056)
- ② Aluminium AlZnMgCu 1.5 (7A03)

## Ø 4,8 mm

D1 = 4,8 mm  
 D2 = 9,0 + 0 / - 1 mm  
 k = 2,2 +/- 0,25 mm  
 d = 3,0 mm  
 P = ≥ 27 mm  
 L = +/- 0,99 mm

= 4,9 - 5,1 mm

	F max		CODE			
4,8 x 13,0 mm	20 mm	3,2 - 8,4 mm	AAK 04813 CL	250	2400 N	2000 N
4,8 x 17,0 mm	24 mm	7,7 - 12,7 mm	AAK 04817 CL	250		

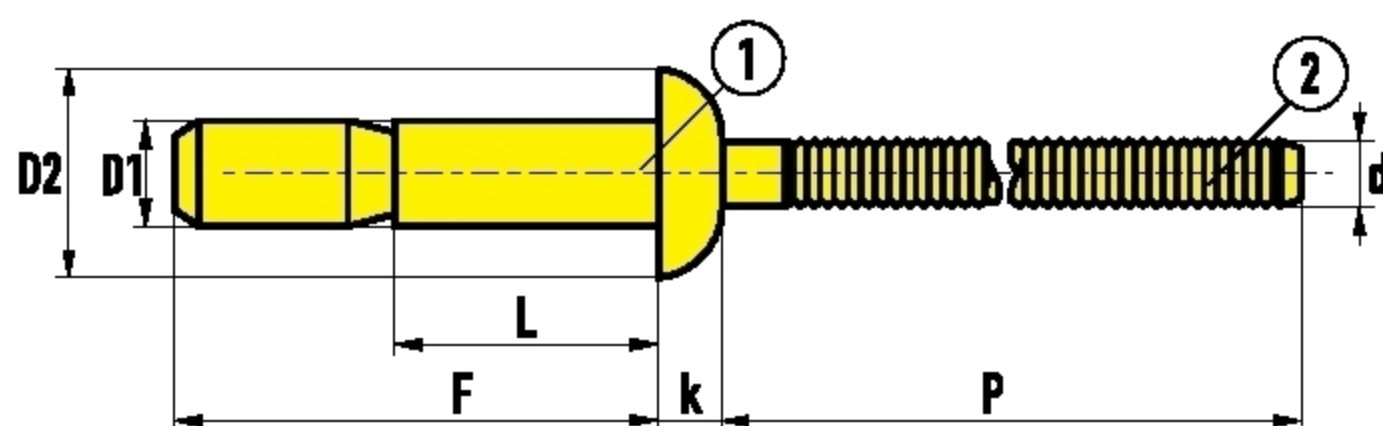
## Ø 6,4 mm

D1 = 6,4 mm  
 D2 = 10,5 + 0 / - 1,5 mm  
 k = 2,4 +/- 0,4 mm  
 d = 4,0 mm  
 P = ≥ 31 mm  
 L = +/- 0,99 mm

= 6,6 - 6,9 mm

	F max		CODE			
6,4 x 17,0 mm	27 mm	4,1 - 12,1 mm	AAK 06417 CL	250	5600 N	3600 N
6,4 x 23,5 mm	37 mm	10,5 - 18,4 mm	AAK 06423 CL	250		

# High-Strength Blind rivets Domed Head



- ① Steel zinc plated
- ② Steel zinc plated

## Ø 4,8 mm

D1 = 4,8 mm

D2 = 10,0 + 0 / - 1 mm

k = 2,2 +/- 0,25 mm

d = 3,0 mm

P = ≥ 27 mm

L = +/- 0,99 mm

= 4,9 - 5,1 mm

	F max		CODE			
4,8 x 10 mm	18,5 mm	1,6 - 6,9 mm	SSD 04810 CL	250	5700 N	4400 N
4,8 x 14 mm	27 mm	1,6 - 11,0 mm	SSD 04814 CL	250		

## Ø 6,4 mm

D1 = 6,4 mm

D2 = 13,5 + 0 / - 1,5 mm

k = 3,0 +/- 0,4 mm

d = 4,0 mm

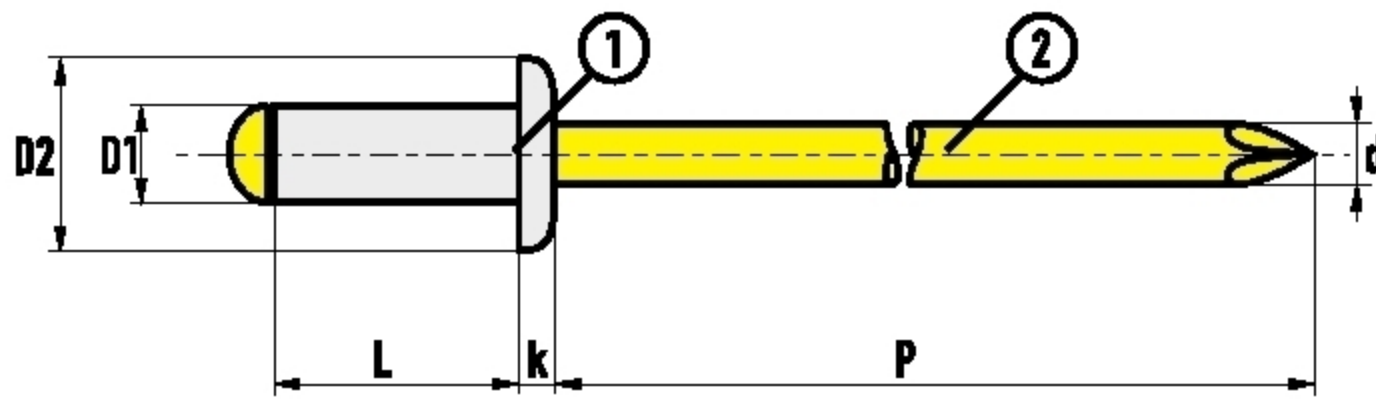
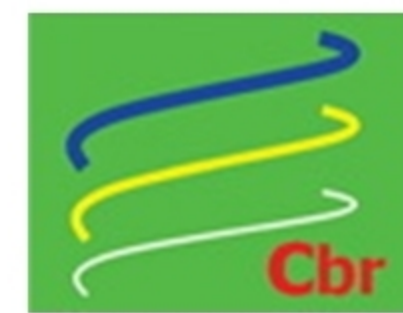
P = ≥ 31 mm

L = +/- 0,99 mm

= 6,6 - 6,9 mm

	F max		CODE			
6,4 x 14 mm	25,5 mm	2,0 - 9,5 mm	SSD 06414 CL	250	10600 N	8200 N
6,4 x 20 mm	36 mm	2,0 - 15,9 mm	SSD 06420 CL	250		

# Blind Rivets Domed Head



- ① Aluminium AlMg 3/3,5
- ② Steel zinc plated

## Ø 5,0 mm

$D1 = 5,0 + 0,08 / - 0,15 \text{ mm}$   
 $D2 = 9,5 + 0 / - 1 \text{ mm}$   
 $k = 1,1 +/- 0,3 \text{ mm}$   
 $d = 2,7 \text{ mm}$   
 $P \geq 27 \text{ mm}$   
 $L = +1 / -0,2 \text{ mm}$   
 = 5,1 mm

		CODE			
5,0 x 6 mm	0,5 - 2,5 mm	3ASD 50600	500	2000 N	2500 N
5,0 x 8 mm	2,5 - 4,5 mm	3ASD 50800	500		
5,0 x 10 mm	4,5 - 6,0 mm	3ASD 50100	500		
5,0 x 12 mm	6,0 - 8,0 mm	3ASD 50120	500		
5,0 x 14 mm	8,0 - 10,0 mm	3ASD 50140	500		
5,0 x 16 mm	10,0 - 12,0 mm	3ASD 50160	500		
5,0 x 18 mm	12,0 - 14,0 mm	3ASD 50180	500		
5,0 x 21 mm	14,0 - 17,0 mm	3ASD 50210	250		
5,0 x 25 mm	17,0 - 20,0 mm	3ASD 50250	250		
5,0 x 27 mm	20,0 - 23,0 mm	3ASD 50270	250		
5,0 x 30 mm	23,0 - 25,0 mm	3ASD 50300	250		
5,0 x 35 mm	25,0 - 30,0 mm	3ASD 50350	250		
5,0 x 40 mm	30,0 - 35,0 mm	3ASD 50400	250		
5,0 x 45 mm	35,0 - 40,0 mm	3ASD 50450	100		
5,0 x 50 mm	40,0 - 45,0 mm	3ASD 50500	100		

## Ø 6,0 mm

$D1 = 6,0 + 0,08 / - 0,15 \text{ mm}$   
 $D2 = 12,0 + 0 / - 1,5 \text{ mm}$   
 $k = 1,5 +/- 0,4 \text{ mm}$   
 $d = 3,5 \text{ mm}$   
 $P \geq 27 \text{ mm}$   
 $L = +1 / -0,2 \text{ mm}$   
 = 6,1 mm

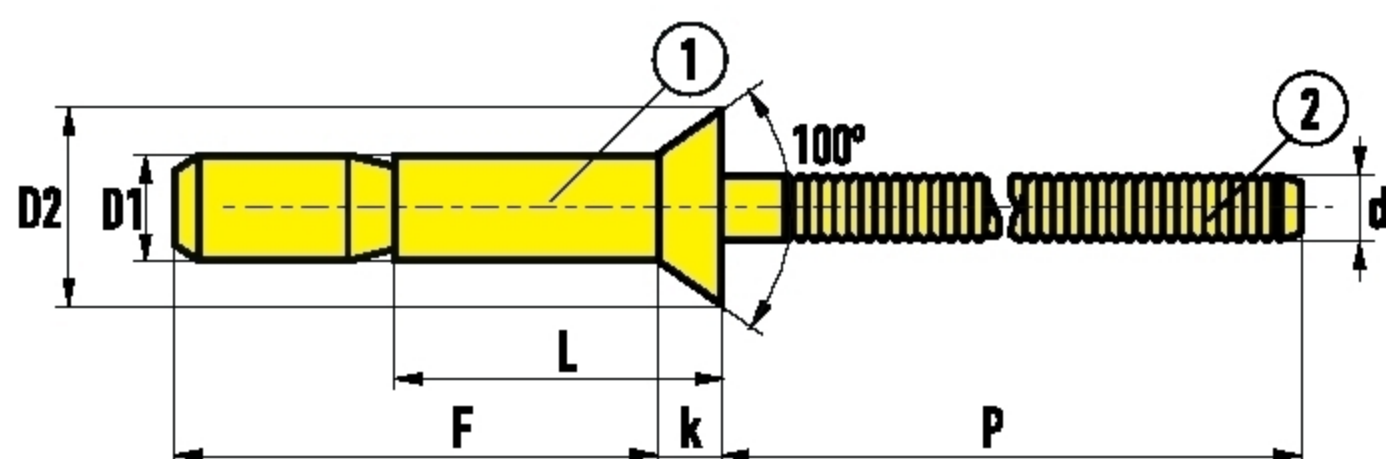
		CODE			
6,0 x 8 mm	2,0 - 4,0 mm	3ASD 60800	250	3000 N	3900 N
6,0 x 10 mm	4,0 - 6,0 mm	3ASD 60100	250		
6,0 x 12 mm	6,0 - 8,0 mm	3ASD 60120	250		
6,0 x 14 mm	7,0 - 9,0 mm	3ASD 60140	250		
6,0 x 16 mm	9,0 - 11,0 mm	3ASD 60160	250		
6,0 x 18 mm	11,0 - 13,0 mm	3ASD 60180	250		
6,0 x 22 mm	13,0 - 17,0 mm	3ASD 60220	250		
6,0 x 26 mm	17,0 - 20,0 mm	3ASD 60260	250		
6,0 x 30 mm	20,0 - 24,0 mm	3ASD 60300	250		

## Ø 6,4 mm

$D1 = 6,4 + 0,08 / - 0,15 \text{ mm}$   
 $D2 = 13,0 + 0 / - 1,5 \text{ mm}$   
 $k = 1,8 +/- 0,4 \text{ mm}$   
 $d = 3,80 \text{ mm}$   
 $P \geq 27 \text{ mm}$   
 $L = +1 / -0,2 \text{ mm}$   
 = 6,5 mm

		CODE			
6,4 x 10 mm	2,0 - 5,0 mm	3ASD 64100	250	3120 N	4100 N
6,4 x 12 mm	4,0 - 6,0 mm	3ASD 64120	250		
6,4 x 15 mm	6,0 - 9,0 mm	3ASD 64150	250		
6,4 x 18 mm	9,0 - 13,0 mm	3ASD 64180	250		
6,4 x 22 mm	13,0 - 16,0 mm	3ASD 64220	250		
6,4 x 26 mm	16,0 - 20,0 mm	3ASD 64260	250		
6,4 x 30 mm	18,0 - 24,0 mm	3ASD 64300	250		
6,4 x 35 mm	24,0 - 30,0 mm	3ASD 64350	100		
6,4 x 40 mm	30,0 - 35,0 mm	3ASD 64400	100		

# High-Strength Blind rivets Countersunk Head



- ① Steel zinc plated
- ② Steel zinc plated

## Ø 4,8 mm

D1 = 4,8 mm  
 D2 = 9,0 + 0 / - 1 mm  
 k = 2,2 +/- 0,25 mm  
 d = 3,0 mm  
 P = ≥ 27 mm  
 L = +/- 0,99 mm

= 4,9 - 5,1 mm

	F max		CODE			
4,8 x 13,0 mm	20 mm	3,2 - 8,4 mm	SSK 04813 CL	250	5700 N	4400 N
4,8 x 17,0 mm	24 mm	7,7 - 12,7 mm	SSK 04817 CL	250		

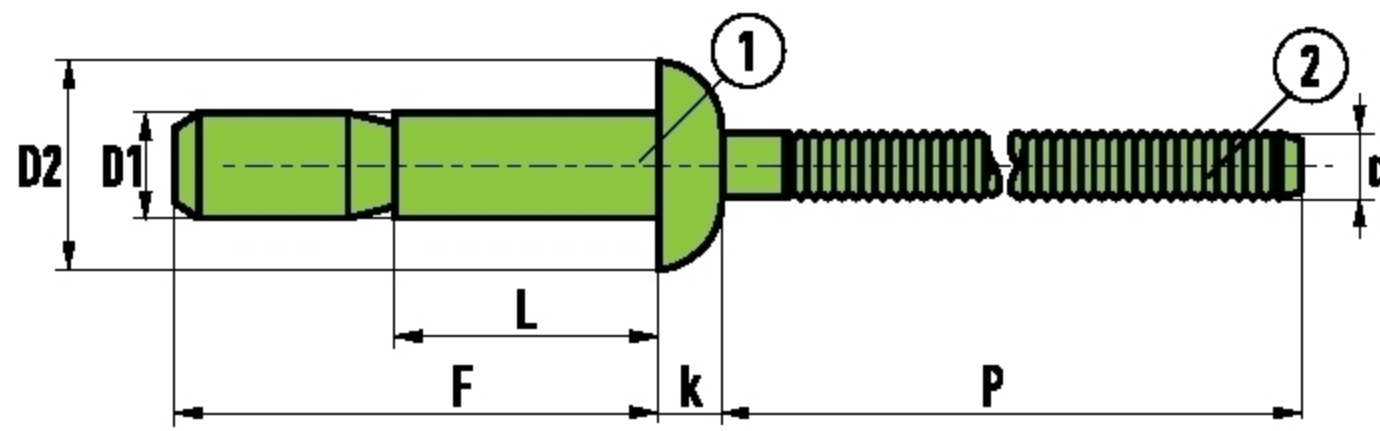
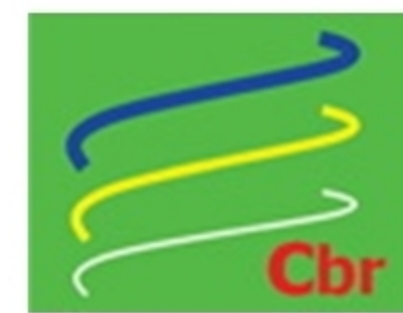
## Ø 6,4 mm

D1 = 6,4 mm  
 D2 = 10,5 + 0 / - 1,5 mm  
 k = 2,4 +/- 0,4 mm  
 d = 4,0 mm  
 P = ≥ 31 mm  
 L = +/- 0,99 mm

= 6,6 - 6,9 mm

	F max		CODE			
6,4 x 17,0 mm	27 mm	4,1 - 12,1 mm	SSK 06417 CL	250	10600 N	8200 N
6,4 x 23,5 mm	37 mm	10,5 - 18,4 mm	SSK 06423 CL	250		

# High-Strength Blind rivets Domed Head



- ① Stainless steel A2 [ AISI 302 ]
- ② Stainless steel A2 [ AISI 304 ]

## Ø 4,8 mm

D1 = 4,8 mm  
 D2 = 10,0 + 0 / - 1 mm  
 k = 2,2 +/- 0,25 mm  
 d = 3,0 mm  
 P = ≥ 27 mm  
 L = +/- 0,99 mm

= 4,9 - 5,1 mm

	F max		CODE			
4,8 x 10,5 mm	18,5 mm	1,6 - 6,9 mm	BBD 04810 CL	250	5800 N	4200 N
4,8 x 14,5 mm	25 mm	1,6 - 11,0 mm	BBD 04814 CL	250		

## Ø 6,4 mm

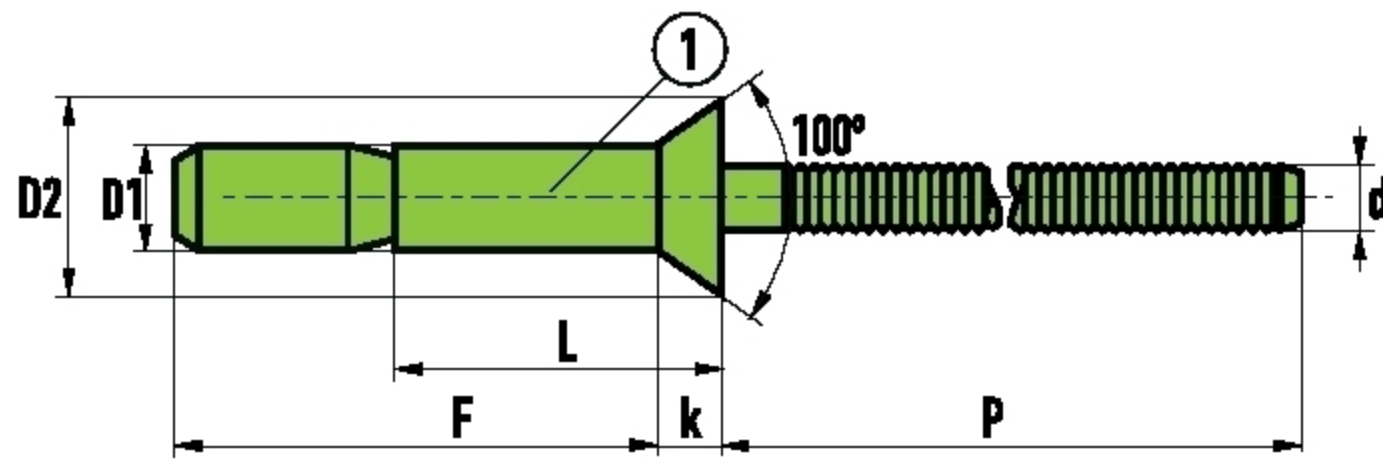
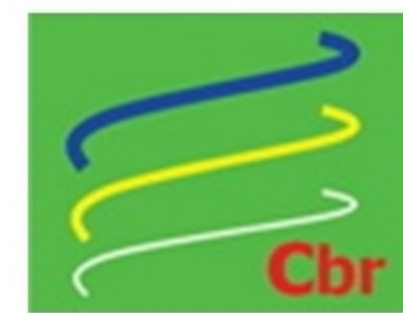
D1 = 6,4 mm  
 D2 = 13,5 + 0 / - 1,5 mm  
 k = 3,0 +/- 0,4 mm  
 d = 4,0 mm  
 P = ≥ 31 mm  
 L = +/- 0,99 mm

= 6,6 - 6,9 mm

	F max		CODE			
6,4 x 14,5 mm	25,5 mm	2,0 - 9,5 mm	BBD 06414 CL	250	10500 N	8000 N
6,4 x 20,5 mm	36 mm	2,0 - 15,9 mm	BBD 06420 CL	250		



# High-Strength Blind rivets Countersunk Head



- ① Stainless steel A2 [ AISI 302 ]
- ② Stainless steel A2 [ AISI 304 ]

## Ø 4,8 mm

D1 = 4,8 mm  
 D2 = 9,0 + 0 / - 1 mm  
 k = 2,2 +/- 0,25 mm  
 d = 3,0 mm  
 P = ≥ 27 mm  
 L = +/- 0,99 mm

= 4,9 - 5,1 mm

	F max		CODE			
4,8 x 13,0 mm	20 mm	3,2 - 8,4 mm	BBK 04813 CL	250	5800 N	4200 N
4,8 x 17,0 mm	24 mm	7,7 - 12,7 mm	BBK 04817 CL	250		

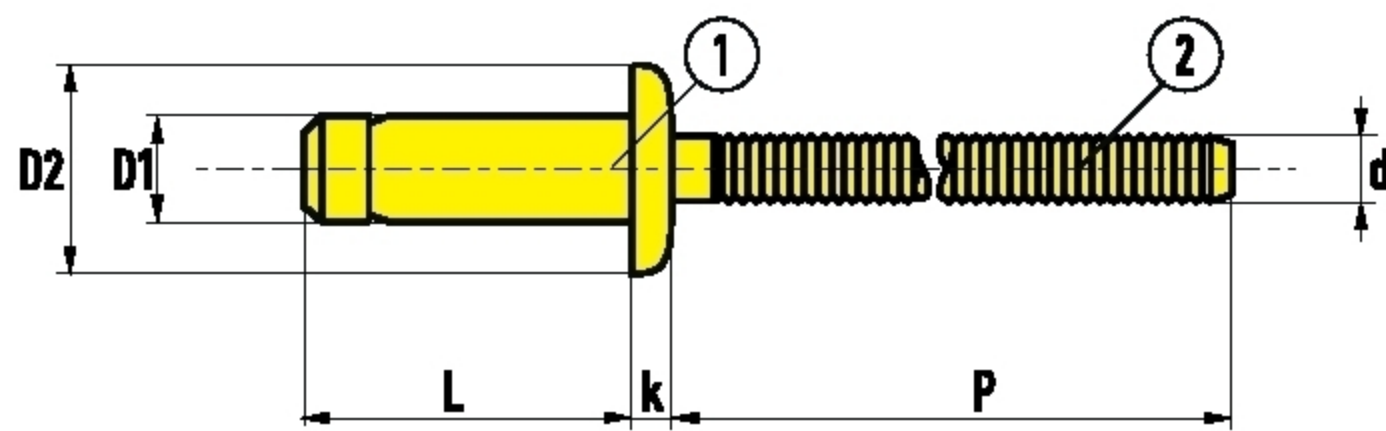
## Ø 6,4 mm

D1 = 6,4 mm  
 D2 = 10,5 + 0 / - 1,5 mm  
 k = 2,4 +/- 0,4 mm  
 d = 4,0 mm  
 P = ≥ 31 mm  
 L = +/- 0,99 mm

= 6,6 - 6,9 mm

	F max		CODE			
6,4 x 17,0 mm	27 mm	4,1 - 12,1 mm	BBK 06417 CL	250	10500 N	8000 N
6,4 x 23,5 mm	37 mm	10,5 - 18,4 mm	BBK 06423 CL	250		

# Premium Lock Domed Head with grooved mandrel



- ① Steel zinc plated
- ② Steel zinc plated

## Ø 4,8 mm

D1 = 4,8+/-0.1 mm

D2 = 9.8+/-0.3mm

k = 2,2 +/-0.2

d = 3,0 mm

P = ≥ 25 mm

L = +/-0,3 mm

= 5,0 mm

4,8 x 9,0 mm	1,5~3,5 mm	SSD 04809 HL	250	3920 N	3500 N
4,8 x 11,5 mm	3,5~6,0 mm	SSD 04811 HL	250		
4,8 x 14,0 mm	6,0 - 8,5 mm	SSD 04814 HL	250		
4,8 x 16,5 mm	8,5 - 11,0 mm	SSD 04816 HL	250		

## Ø 6,4 mm

D1 = 6,4 + 0,2 / - 0,1 mm

D2 = max. 13,6 mm

k = 3,3+/-0.2

d = 4,2 mm

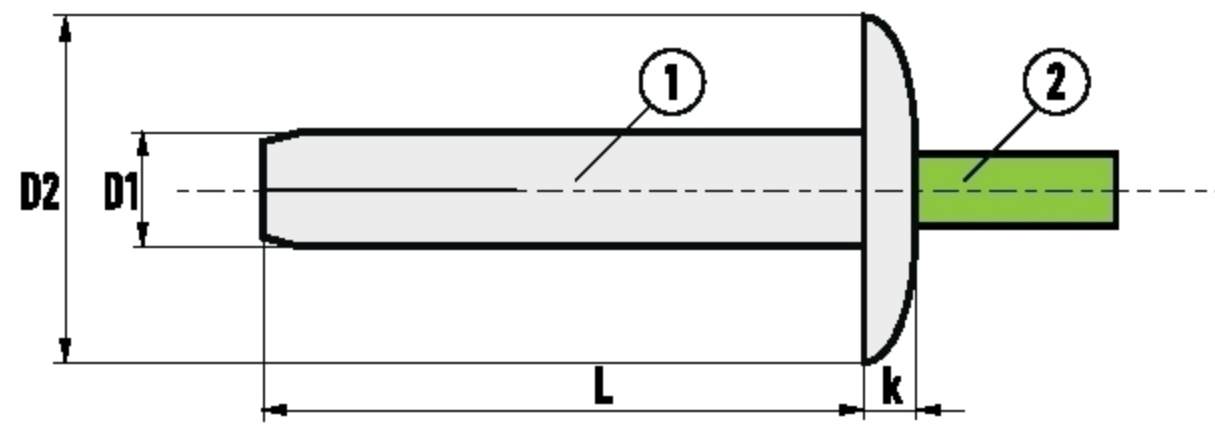
P = ≥ 25 mm

L = +/-0,3 mm

= 6,7 - 6,9 mm

6,4 x 10,5 mm	2,8 - 4,8 mm	SSD 06410 HL	250	11180 N	6470 N
6,4 x 12,5 mm	4,8 - 6,8 mm	SSD 06412 HL	250		
6,4 x 14,5 mm	6,8 - 8,8 mm	SSD 06415 HL	250		
6,4 x 16,5 mm	8,8 - 10,8 mm	SSD 06416 HL	250		
6,4 x 18,5 mm	10,8 - 12,8 mm	SSD 06418 HL	250		
6,4 x 20,5 mm	12,8 - 14,8 mm	SSD 06420 HL	250		

# Hammer drive Blind Rivets Domed Head



- ① Aluminium AIMg 3
- ② Aluminium AIMg 3  
Stainless steel A2 [ AISI 304 ]

## Ø 5,0 mm D2 = 9,5 mm

D1 = 5,0 + 0,08 / - 0,15 mm

D2 = 9,5 + / - 0,5 mm

k = max. 2,2 mm

L = +1/-0,2 mm

= 5,1 + 0,1 mm

		CODE				100  = €
5,0 x 10,0 mm	5,5 - 7,5 mm	AAD50100HD	250	2200 N	1800 N	
5,0 x 12,0 mm	7,5 - 9,5 mm	AAD50120HD	250			
5,0 x 14,0 mm	9,5 - 11,5 mm	AAD50140HD	250			
5,0 x 16,0 mm	11,5 - 13,0 mm	AAD50160HD	250			
5,0 x 18,0 mm	13,0 - 14,5 mm	AAD50180HD	250			
5,0 x 20,0 mm	15,5 - 17,0 mm	AAD50200HD	250			
5,0 x 25,0 mm	20,5 - 22,0 mm	AAD50250HD	250			
5,0 x 30,0 mm	24,5 - 26,0 mm	AAD50300HD	250			

## Ø 6,4 mm D2 = 12,5 mm

D1 = 6,4 + 0,08 / - 0,15 mm

D2 = 12,5 + / - 0,5 mm

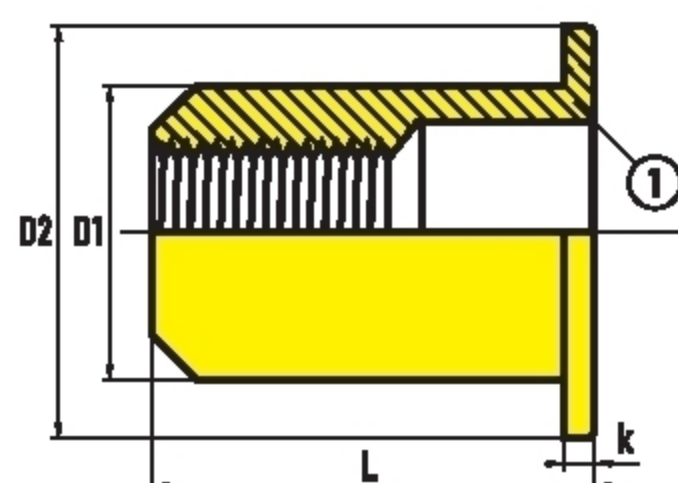
k = max. 2,2 mm

L = +1/-0,2 mm

= 6,5 + 0,1 mm

		CODE				100  = €
6,4 x 10,0 mm	5,5 - 7,5 mm	AAD60100HD	250	3400 N	2200 N	
6,4 x 12,0 mm	7,5 - 9,5 mm	AAD60120HD	250			
6,4 x 14,0 mm	9,5 - 11,5 mm	AAD60140HD	250			
6,4 x 16,0 mm	11,5 - 13,0 mm	AAD60160HD	250			
6,4 x 18,0 mm	13,0 - 14,5 mm	AAD60180HD	250			
6,4 x 20,0 mm	15,5 - 17,0 mm	AAD60200HD	250			
6,4 x 25,0 mm	20,5 - 22,0 mm	AAD60250HD	250			
6,4 x 30,0 mm	24,5 - 26,0 mm	AAD60300HD	250			

# Blind Rivet Nuts (Inserts) Flat head



Round shank  
open type

① Steel zinc plated

## M 3

D1 = 4,9 mm  
D2 = 7 +/- 0,3 mm  
k = 0,8 +/- 0,2 mm  
L = +/- 0,2 mm  
= 5 mm

M3 X 9,0 mm	0,5 - 2,0 mm	PYZ M3X9.0	250	2,0 Nm	1480 N	2500 N	
M3 X 11,0 mm	2,0 - 3,0 mm	PYZ M3X11.0	250	2,0 Nm	1480 N	2500 N	

## M 4

D1 = 5,9 mm  
D2 = 9 +/- 0,3 mm  
k = 0,8 +/- 0,2 mm  
L = +/- 0,2 mm  
= 6 mm

M4 X 11,0 mm	0,3 - 2,0 mm	PYZ M4X11.0	250	4,5 Nm	3150 N	5850 N	
M4 X 13,0 mm	2,0 - 4,0 mm	PYZ M4X13.0	250				

## M 5

D1 = 6,9 mm  
D2 = 10 +/- 0,3 mm  
k = 1,0 +/- 0,2 mm  
L = +/- 0,2 mm  
= 7 mm

M5 X 13,0 mm	0,5 - 2,5 mm	PYZ M5X13.0	250	5,4 Nm	4540 N	8860 N	
M5 X 15,0 mm	2,5 - 4,0 mm	PYZ M5X15.0	250				

## M 6

D1 = 8,9 mm  
D2 = 13 +/- 0,3 mm  
k = 1,5 +/- 0,2 mm  
L = +/- 0,2 mm  
= 9 mm

M6 X 15,0 mm	0,5 - 3,0 mm	PYZ M6X15.0	250	17,9 Nm	6600 N	11430 N	
M6 X 17,0 mm	3,0 - 5,0 mm	PYZ M6X17.0	250				

## M 8

D1 = 10,9 mm  
D2 = 15 +/- 0,3 mm  
k = 1,5 +/- 0,2 mm  
L = +/- 0,2 mm  
= 11 mm

M8 X 17,0 mm	0,5 - 3,0 mm	PYZ M8X17.0	250	32,0 Nm	9400 N	11950 N	
M8 X 19,0 mm	3,0 - 5,0 mm	PYZ M8X19.0	250				

## M 10

D1 = 11,9 mm  
D2 = 16 +/- 0,3 mm  
k = 1,7 +/- 0,2 mm  
L = +/- 0,2 mm  
= 12 mm

M10 X 19,0 mm	1,0 - 3,0 mm	PYZ M10X19.0	250	55,0 Nm	10230 N	14300 N	
M10 X 21,0 mm	3,0 - 6,0 mm	PYZ M10X21.0	250				

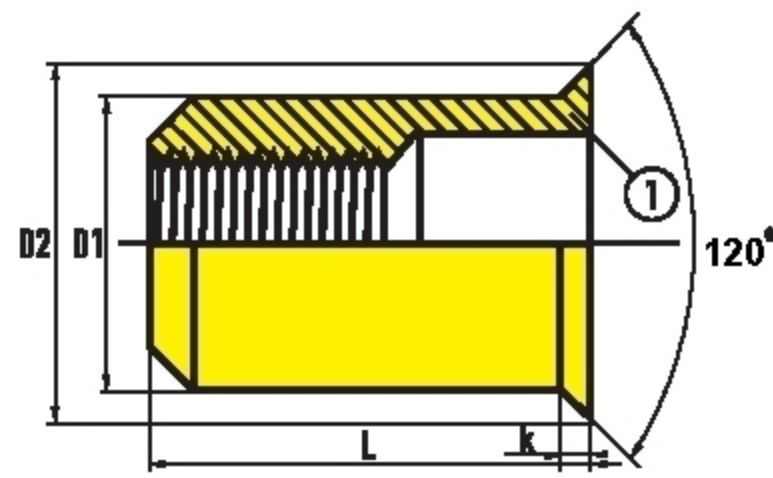
Note: D1=12.9 mm also available upon request.

## M 12

D1 = 14,9 mm  
D2 = 20 +/- 0,3 mm  
k = 1,9 +/- 0,2 mm  
L = +/- 0,2 mm  
= 15 mm

M12 X 22,0 mm	1,0 - 4,0 mm	PYZ M12X22.0	250	63,0 Nm	12520 N	28000 N	

# Blind Rivet Nuts (Inserts) reduced Head


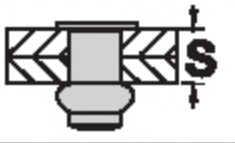







Round shank  
open type

① Steel zinc plated








## M 3

D1 = 4,9 mm  
D2 = 5,8 +/- 0,3 mm  
k = 0,5 +/- 0,2 mm  
L = +/- 0,2 mm  
= 5 mm

							
M3 X 8,8 mm	0,5 - 2,0 mm	XYZ M3X9.0	250	2,0 Nm	1480 N	2500 N	
M3 X 11,0 mm	2,0 - 3,0 mm	XYZ M3X11.0	250	2,0 Nm	1480 N	2500 N	

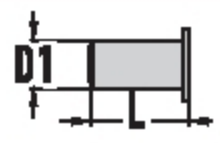
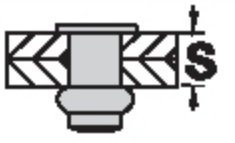





## M 4

D1 = 5,9 mm  
D2 = 7,0 +/- 0,3 mm  
k = 0,5 +/- 0,2 mm  
L = +/- 0,2 mm  
= 6 mm

							
M4 X 10,5 mm	0,5 - 2,5 mm	XYZ M4X10.5	250	2,8 Nm	2720 N	5950 N	
M4 X 13,0 mm	2,5 - 4,0 mm	XYZ M4X13.0	250	2,8 Nm	2720 N	5950 N	








## M 5

D1 = 6,9 mm  
D2 = 8,2 +/- 0,3 mm  
k = 0,5 +/- 0,2 mm  
L = +/- 0,2 mm  
= 7 mm

							
M5 X 12,5 mm	0,5 - 2,5 mm	XYZ M5X12.5	250	5,8 Nm	3880 N	8400 N	
M5 X 15,0 mm	2,5 - 4,0 mm	XYZ M5X15.0	250	5,8 Nm	3880 N	8400 N	








## M 6

D1 = 8,9 mm  
D2 = 10,5 +/- 0,3 mm  
k = 0,6 +/- 0,2 mm  
L = +/- 0,2 mm  
= 9 mm

							
M6 X 14,0 mm	0,5 - 3,0 mm	XYZ M6X14.0	250	10,4 Nm	5690 N	9840 N	
M6 X 17,0 mm	3,0 - 5,5 mm	XYZ M6X17.0	250	10,4 Nm	5690 N	9840 N	






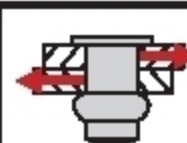

## M 8

D1 = 10,9 mm  
D2 = 12,4 +/- 0,3 mm  
k = 0,7 +/- 0,2 mm  
L = +/- 0,2 mm  
= 11 mm

							
M8 X 17,0 mm	0,5 - 3,0 mm	XYZ M8X17.0	250	15,0 Nm	8500 N	10300 N	
M8 X 19,0 mm	3,0 - 5,5 mm	XYZ M8X19.0	250	15,0 Nm	8500 N	10300 N	

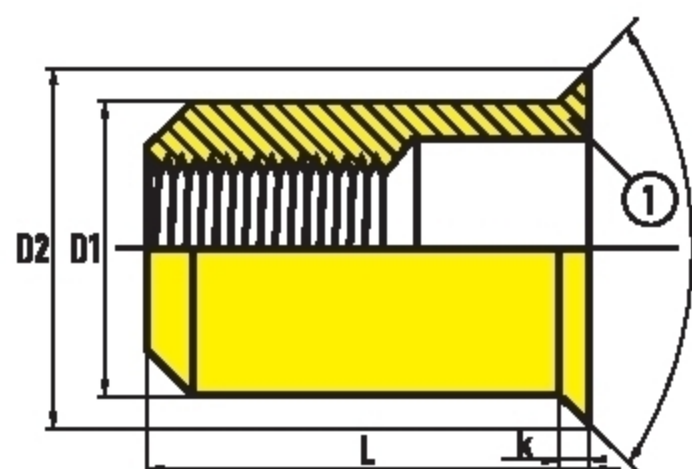
## M 10

D1 = 11,9 mm  
D2 = 13,6 +/- 0,3 mm  
k = 0,8 +/- 0,2 mm  
L = +/- 0,2 mm  
= 12 mm

							
M10 X 19,0 mm	0,5 - 3,0 mm	XYZ M10X21.0	250	17,6 Nm	9150 N	14210 N	
M10 X 21,0 mm	3,0 - 5,5 mm	XYZ M10X21.0	250	17,6 Nm	9150 N	14210 N	

Note: D1=12.9 mm also available upon request.

# Blind Rivet Nuts (Inserts) Countersunk Head



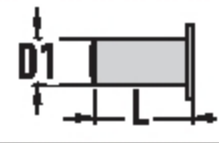
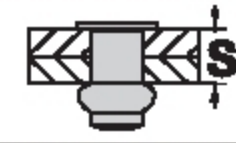





90° Round shank open type

① Steel zinc plated

## M 3

D1 = 4,9 mm  
D2 = 8,0 +/- 0,3 mm  
k = 1,5 +/- 0,2 mm  
L = +/- 0,2 mm

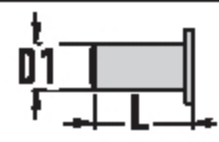






 = 5 mm

							
M3 X 9,0 mm	1,5 - 2,5 mm	CYZ M3X9.0	250	2,0 Nm	1480 N	2500 N	
M3 X 11,0 mm	2,5 - 4,0 mm	CYZ M3X11.0	250	2,0 Nm	1480 N	2500 N	

## M 4

D1 = 5,9 mm  
D2 = 9,0 +/- 0,3 mm  
k = 1,5 +/- 0,2 mm  
L = +/- 0,2 mm

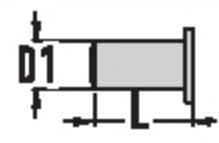
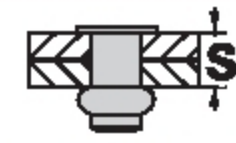





 = 6 mm

							
M4 X 11,0 mm	1,5 - 3,5 mm	CYZ M4X11.0	250	2,8 Nm	2720 N	5950 N	
M4 X 13,0 mm	3,5 - 5,0 mm	CYZ M4X13.0	250	2,8 Nm	2720 N	5950 N	

## M 5

D1 = 6,9 mm  
D2 = 10 +/- 0,3 mm  
k = 1,5 +/- 0,2 mm  
L = +/- 0,2 mm

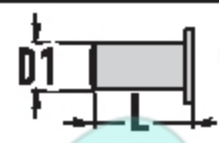






 = 7 mm

							
M5 X 13,0 mm	1,5 - 4,0 mm	CYZ M5X13.0	250	5,8 Nm	3880 N	8400 N	
M5 X 15,0 mm	4,0 - 6,0 mm	CYZ M5X15.0	250	5,8 Nm	3880 N	8400 N	

## M 6

D1 = 8,9 mm  
D2 = 12,0 +/- 0,3 mm  
k = 1,5 +/- 0,2 mm  
L = +/- 0,2 mm

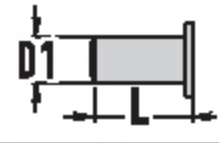
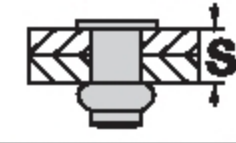



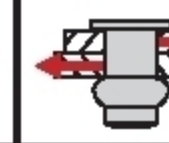

 = 9 mm

							
M6 X 15,0 mm	1,5 - 4,0 mm	CYZ M6X15.0	250	10,4 Nm	5690 N	9840 N	
M6 X 17,0 mm	4,0 - 6,0 mm	CYZ M6X17.0	250	10,4 Nm	5690 N	9840 N	

## M 8

D1 = 10,9 mm  
D2 = 14,0 +/- 0,3 mm  
k = 1,5 +/- 0,2 mm  
L = +/- 0,2 mm








 = 11 mm

							
M8 X 17,0 mm	1,5 - 4,0 mm	CYZ M8X17.0	250	15,0 Nm	8500 N	10300 N	
M8 X 19,0 mm	4,0 - 6,0 mm	CYZ M8X19.0	250	15,0 Nm	8500 N	10300 N	

## M 10

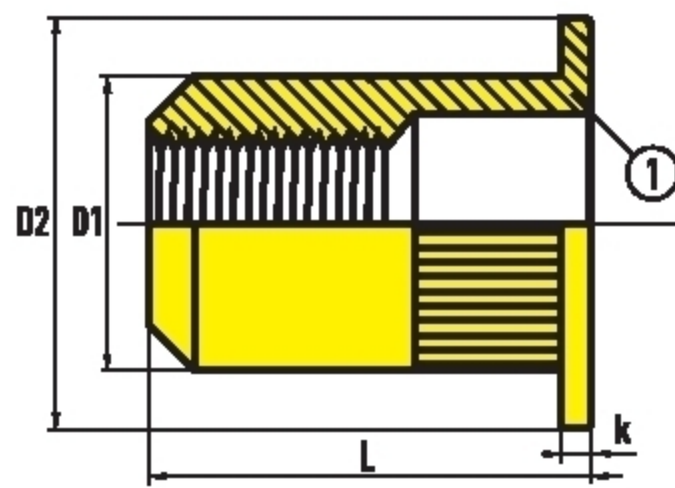
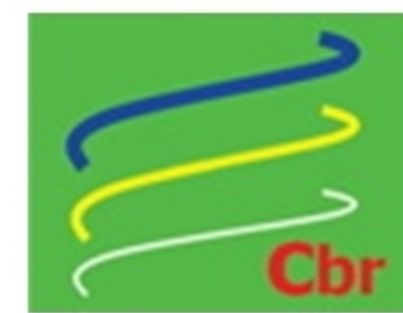
D1 = 11,9 mm  
D2 = 15,0 +/- 0,3 mm  
k = 1,5 +/- 0,2 mm  
L = +/- 0,2 mm

 = 12 mm

							
M10 X 19,0 mm	1,5 - 4,0 mm	CYZ M10X19.0	250	17,8 Nm	9150 N	14210 N	
M10 X 21,0 mm	4,0 - 6,0 mm	CYZ M10X21.0	250	17,8 Nm	9150 N	14210 N	

Note: D1=12.9 mm also available upon request.

# Blind Rivet Nuts (Inserts) Flat Head



Round shank knurled  
open type

① Steel zinc plated

## M 3

D1 = 4,9 mm  
D2 = 7 +/- 0,3 mm  
k = 0,8 +/- 0,2 mm  
L = +/- 0,2 mm

= 5 mm

M3 X 9,0 mm	0,5 - 2,0 mm	PZW M3X9.0	250	2,0 Nm	1480 N	2500 N	
M3 X 11,0 mm	2,0 - 3,0 mm	PZW M3X11.0	250	2,0 Nm	1480 N	2500 N	

## M 4

D1 = 5,9 mm  
D2 = 9 +/- 0,3 mm  
k = 0,8 +/- 0,2 mm  
L = +/- 0,2 mm

= 6 mm

M4 X 11,0 mm	0,3 - 2,0 mm	PZW M4X11.0	250	4,5 Nm	3150 N	5850 N	
M4 X 13,0 mm	2,0 - 4,0 mm	PZW M4X13.0	250				

## M 5

D1 = 6,9 mm  
D2 = 10 +/- 0,3 mm  
k = 1,0 +/- 0,2 mm  
L = +/- 0,2 mm

= 7 mm

M5 X 13,0 mm	0,5 - 2,5 mm	PZW M5X13.0	250	5,4 Nm	4540 N	8860 N	
M5 X 15,0 mm	2,5 - 4,0 mm	PZW M5X15.0	250				

## M 6

D1 = 8,9 mm  
D2 = 13 +/- 0,3 mm  
k = 1,5 +/- 0,2 mm  
L = +/- 0,2 mm

= 9 mm

M6 X 15,0 mm	0,5 - 3,0 mm	PZW M6X15.0	250	17,9 Nm	6600 N	11430 N	
M6 X 17,0 mm	3,0 - 5,0 mm	PZW M6X17.0	250				

## M 8

D1 = 10,9 mm  
D2 = 15 +/- 0,3 mm  
k = 1,5 +/- 0,2 mm  
L = +/- 0,2 mm

= 11 mm

M8 X 17,0 mm	0,5 - 3,0 mm	PZW M8X17.0	250	32,0 Nm	9400 N	11950 N	
M8 X 19,0 mm	3,0 - 5,0 mm	PZW M8X19.0	250				

## M 10

D1 = 12,9 mm  
D2 = 16 +/- 0,3 mm  
k = 1,7 +/- 0,2 mm  
L = +/- 0,2 mm

= 12 mm

M10 X 19,0 mm	0,5 - 3,0 mm	PZW M10X19.0	250	55,0 Nm	10230 N	14300 N	
M10 X 21,0 mm	3,0 - 6,0 mm	PZW M10X21.0	250				

Note: D1=12.9 mm also available upon request.

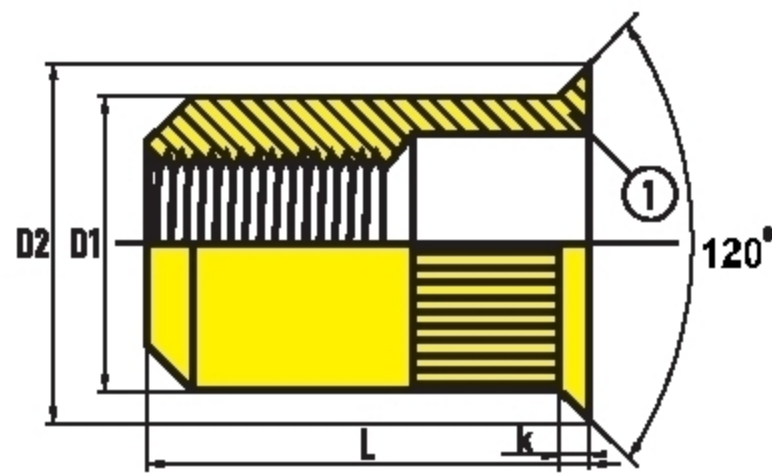
## M 12

D1 = 14,9 mm  
D2 = 20 +/- 0,3 mm  
k = 1,9 +/- 0,2 mm  
L = +/- 0,2 mm

= 15 mm

M12 X 22,0 mm	1,0 - 4,0 mm	PZW M12X22.0	250	63,0 Nm	12520 N	28000 N	

# Blind Rivet Nuts (Inserts) reduced Head

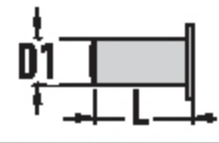
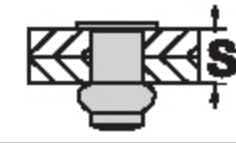







Round shank knurled  
open type

① Steel zinc plated


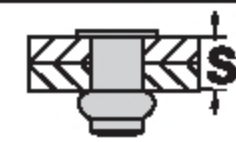





## M 3

D1 = 4,9 mm  
D2 = 5,8 +/- 0,3 mm  
k = 0,5 +/- 0,2 mm  
L = +/- 0,2 mm  
= 5 mm

							
M3 X 8,8 mm	0,5 - 2,0 mm	XZW M3X8.8	250	2,0 Nm	1480 N	2500 N	
M3 X 11,0 mm	2,0 - 3,0 mm	XZW M3X11.0	250	2,0 Nm	1480 N	2500 N	


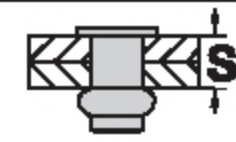





## M 4

D1 = 5,9 mm  
D2 = 7,0 +/- 0,3 mm  
k = 0,5 +/- 0,2 mm  
L = +/- 0,2 mm  
= 6 mm

							
M4 X 10,5 mm	0,5 - 2,0 mm	XZW M4X10.5	250	2,8 Nm	2720 N	5950 N	
M4 X 13,0 mm	2,0 - 3,5 mm	XZW M4X13.0	250	2,8 Nm	2720 N	5950 N	








## M 5

D1 = 6,9 mm  
D2 = 8,2 +/- 0,3 mm  
k = 0,5 +/- 0,2 mm  
L = +/- 0,2 mm  
= 7 mm

							
M5 X 12,5 mm	0,5 - 2,5 mm	XZW M5X12.5	250	5,8 Nm	3880 N	8400 N	
M5 X 15,0 mm	2,5 - 4,0 mm	XZW M5X15.0	250	5,8 Nm	3880 N	8400 N	








## M 6

D1 = 8,9 mm  
D2 = 10,5 +/- 0,3 mm  
k = 0,6 +/- 0,2 mm  
L = +/- 0,2 mm  
= 9 mm

							
M6 X 15,0 mm	0,5 - 3,0 mm	XZW M6X15.0	250	10,4 Nm	5680 N	9840 N	
M6 X 17,0 mm	3,0 - 5,0 mm	XZW M6X17.0	250	10,4 Nm	5680 N	9840 N	






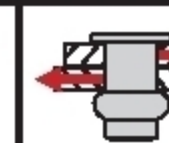

## M 8

D1 = 10,9 mm  
D2 = 12,4 +/- 0,3 mm  
k = 0,7 +/- 0,2 mm  
L = +/- 0,2 mm  
= 11 mm

							
M8 X 17,0 mm	0,5 - 3,0 mm	XZW M8X17.0	250	15,0 Nm	8500 N	10300 N	
M8 X 19,0 mm	3,0 - 5,0 mm	XZW M8X19.0	250	15,0 Nm	8500 N	10300 N	

## M 10

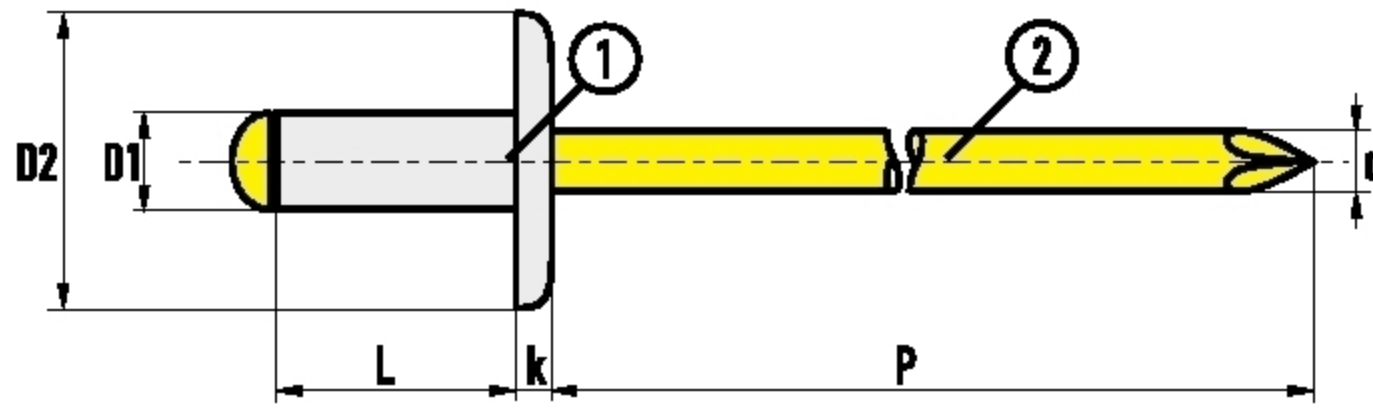
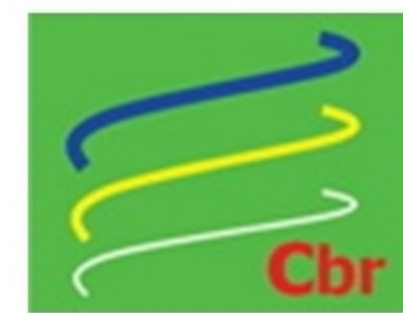
D1 = 11,9 mm  
D2 = 13,6 +/- 0,3 mm  
k = 0,8 +/- 0,2 mm  
L = +/- 0,2 mm  
= 12 mm

							
M10 X 19,0 mm	0,5 - 2,5 mm	XZW M10X19.0	250	17,6 Nm	9150 N	14210 N	
M10 X 21,0 mm	3,0 - 5,5 mm	XZW M10X21.0	250	17,6 Nm	9150 N	14210 N	

Note: D1=12.9 mm also available upon request.



# Blind Rivets Large Head



- ① Aluminium AIMg 3/3,5
- ② Steel zinc plated

## Ø 3,2 mm D2 = 9,5 mm

D1 = 3,2 + 0,08 / - 0,1 mm  
 D2 = 9,5 + 0,3 / - 0,7 mm  
 k = ≤ 2 mm  
 d = 1,7 mm  
 P = ≥ 27 mm  
 L = +1 / -0,2 mm  
 = 3,3 mm

		CODE			
3,2 x 6 mm	1,0 - 3,5 mm	3ASL 32600	500	740 N	980 N
3,2 x 8 mm	3,5 - 5,0 mm	3ASL 32800	500		
3,2 x 10 mm	5,0 - 7,0 mm	3ASL 32100	500		
3,2 x 12 mm	7,0 - 9,0 mm	3ASL 32120	500		
3,2 x 14 mm	9,0 - 11,0 mm	3ASL 32140	500		

## Ø 4,0 mm D2 = 12,0 mm

D1 = 4,0 + 0,08 / - 0,15 mm  
 D2 = 12,0 + 0,5 / - 0,1 mm  
 k = ≤ 2,5 mm  
 d = 2,1 mm  
 P = ≥ 27 mm  
 L = +1 / -0,2 mm  
 = 4,1 mm

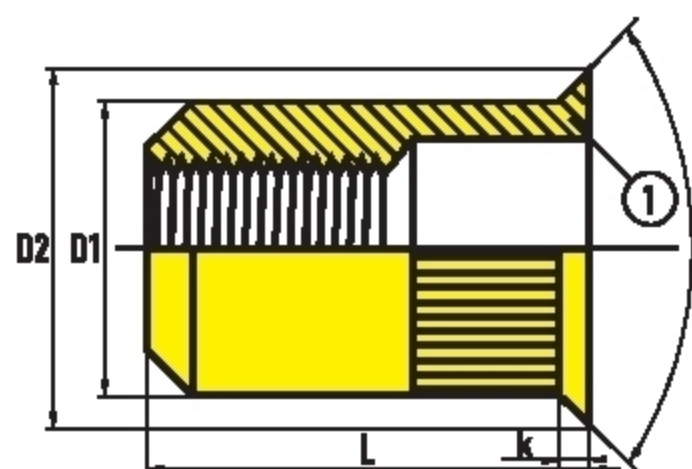
		CODE			
4,0 x 6 mm	0,5 - 3,0 mm	3ASL 40600	500	1180 N	1600 N
4,0 x 8 mm	3,0 - 5,0 mm	3ASL 40800	500		
4,0 x 10 mm	5,0 - 6,5 mm	3ASL 40100	500		
4,0 x 12 mm	6,5 - 8,5 mm	3ASL 40120	500		
4,0 x 14 mm	9,0 - 10,5 mm	3ASL 40140	500		
4,0 x 16 mm	10,5 - 12,5 mm	3ASL 40160	500		
4,0 x 18 mm	12,5 - 15,0 mm	3ASL 40180	500		
4,0 x 20 mm	15,0 - 17,0 mm	3ASL 40200	500		

## Ø 4,8 mm D2 = 14,0 mm

D1 = 4,8 + 0,08 / - 0,15 mm  
 D2 = 14,0 + 0,5 / - 1 mm  
 k = ≤ 2,5 mm  
 d = 2,7 mm  
 P = ≥ 27 mm  
 L = +1 / -0,2 mm  
 = 4,9 mm

		CODE			
4,8 x 8 mm	1,0 - 4,5 mm	3ASLB 48800	500	1540 N	2230 N
4,8 x 10 mm	4,5 - 6,0 mm	3ASLB 48100	500		
4,8 x 12 mm	6,0 - 8,0 mm	3ASLB 48120	500		
4,8 x 14 mm	8,0 - 10,0 mm	3ASLB 48140	250		
4,8 x 16 mm	10,0 - 12,0 mm	3ASLB 48160	250		
4,8 x 18 mm	12,0 - 14,0 mm	3ASLB 48180	250		
4,8 x 20 mm	14,0 - 16,0 mm	3ASLB 48200	250		
4,8 x 22 mm	16,0 - 18,0 mm	3ASLB 48220	250		
4,8 x 24 mm	18,0 - 21,0 mm	3ASLB 48240	250		
4,8 x 26 mm	19,5 - 22,0 mm	3ASLB 48260	250		
4,8 x 28 mm	21,0 - 23,0 mm	3ASLB 48280	250		
4,8 x 30 mm	23,0 - 25,0 mm	3ASLB 48300	250		
4,8 x 35 mm	25,0 - 30,0 mm	3ASLB 48350	250		

# Blind Rivet Nuts (Inserts) Countersunk Head

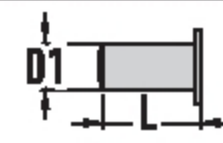
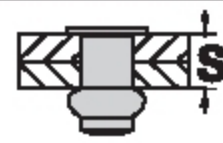







90° Round shank open type

① Steel zinc plated

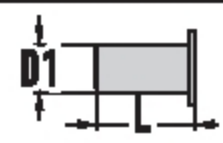






## M 3

D1 = 4,9 mm  
D2 = 8,0 +/- 0,3 mm  
k = 1,5 +/- 0,2 mm  
L = +/- 0,2 mm  
= 5 mm

							
M3 X 9,0 mm	1,5 - 2,5 mm	CZW M3X9.0	250	2,0 Nm	1480 N	2500 N	
M3 X 11,0 mm	2,5 - 4,0 mm	CZW M3X11.0	250	2,0 Nm	1480 N	2500 N	

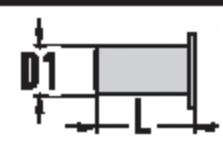
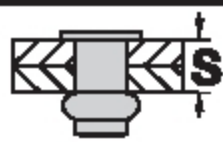





## M 4

D1 = 5,9 mm  
D2 = 9,0 +/- 0,3 mm  
k = 1,5 +/- 0,2 mm  
L = +/- 0,2 mm  
= 6 mm

							
M4 X 11,0 mm	1,5 - 3,5 mm	CZW M4X11.0	250	2,8 Nm	2720 N	5950 N	
M4 X 13,0 mm	3,5 - 5,0 mm	CZW M4X13.0	250	2,8 Nm	2720 N	5950 N	








## M 5

D1 = 6,9 mm  
D2 = 10 +/- 0,3 mm  
k = 1,5 +/- 0,2 mm  
L = +/- 0,2 mm  
= 7 mm

							
M5 X 13,0 mm	1,5 - 4,0 mm	CZW M5X13.0	250	5,8 Nm	3880 N	8400 N	
M5 X 15,0 mm	4,0 - 6,0 mm	CZW M5X15.0	250	5,8 Nm	3880 N	8400 N	


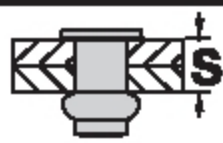





## M 6

D1 = 8,9 mm  
D2 = 12,0 +/- 0,3 mm  
k = 1,5 +/- 0,2 mm  
L = +/- 0,2 mm  
= 9 mm

							
M6 X 15,0 mm	1,5 - 4,0 mm	CZW M6X15.0	250	10,4 Nm	5690 N	9840 N	
M6 X 17,0 mm	4,0 - 6,0 mm	CZW M6X17.0	250	10,4 Nm	5690 N	9840 N	


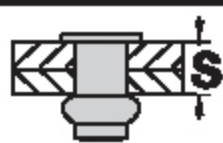





## M 8

D1 = 10,9 mm  
D2 = 14,0 +/- 0,3 mm  
k = 1,5 +/- 0,2 mm  
L = +/- 0,2 mm  
= 11 mm

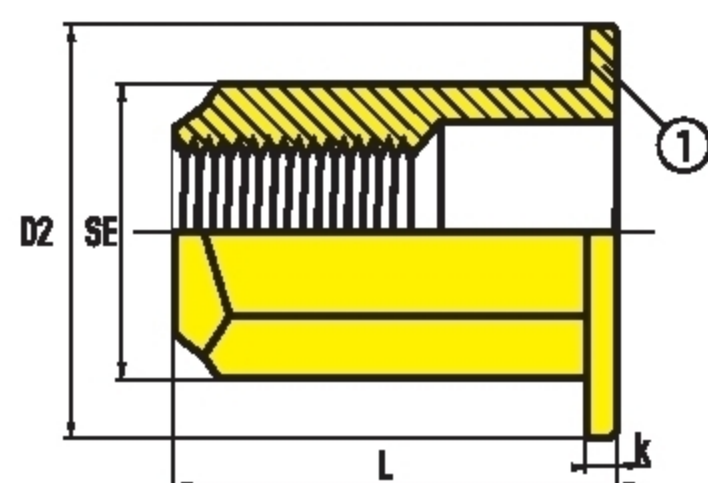
							
M8 X 17,0 mm	1,5 - 4,0 mm	CZW M8X17.0	250	15,0 Nm	8500 N	10300 N	
M8 X 19,0 mm	4,0 - 6,0 mm	CZW M8X19.0	250	15,0 Nm	8500 N	10300 N	

## M 10

D1 = 11,9 mm  
D2 = 15,0 +/- 0,3 mm  
k = 1,5 +/- 0,2 mm  
L = +/- 0,2 mm  
= 12 mm

							
M10 X 19,0 mm	1,5 - 4,0 mm	CZW M10X19.0	250	17,6 Nm	9150 N	14210 N	
M10 X 21,0 mm	4,0 - 6,0 mm	CZW M10X21.0	250	17,6 Nm	9150 N	14210 N	

# Blind Rivet Nuts (Inserts) Flat Head



Hexagonal shank  
open type

① Steel zinc plated

## M 4

SW = 6 mm  
SW1 = 6,1 mm  
SE = 6,8 mm  
D2 = 9,0 +/- 0,3 mm  
k = 0,8 +/- 0,2 mm

M4 X 11,0 mm	0,5 - 2,0 mm	PQL M4X11.0	250	5,0 Nm	2740 N	7500 N	

## M 5

SW = 7 mm  
SW1 = 7,1 mm  
SE = 7,9 mm  
D2 = 10,0 +/- 0,3 mm  
k = 1,0 +/- 0,2 mm

M5 X 14,0 mm	0,5 - 3,0 mm	PQL M5X14.0	250	6,8 Nm	3460 N	9780 N	

## M 6

SW = 9 mm  
SW1 = 9,1 mm  
SE = 10,2 mm  
D2 = 12,7 +/- 0,3 mm  
k = 1,5 +/- 0,2 mm

M6 X 16,0 mm	0,5 - 3,0 mm	PQL M6X16.0	250	20,0 Nm	4350 N	10250 N	

## M 8

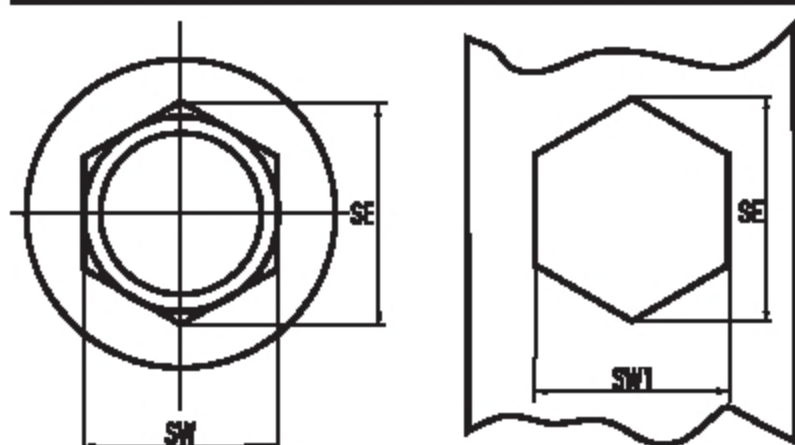
SW = 11 mm  
SW1 = 11,1 mm  
SE = 12,4 mm  
D2 = 15,5 +/- 0,3 mm  
k = 1,5 +/- 0,2 mm

M8 X 18,0 mm	0,5 - 3,0 mm	PQL M8X18.0	250	39,0 Nm	8400 N	12700 N	

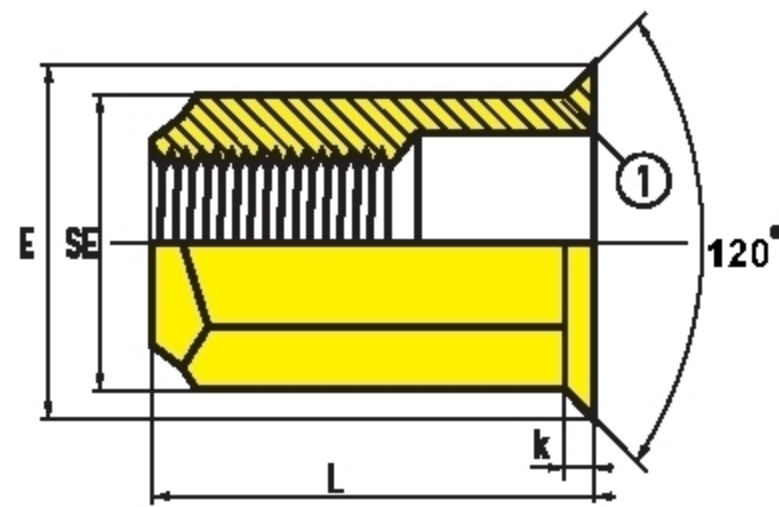
## M 10

SW = 13 mm  
SW1 = 13,1 mm  
SE = 14,7 mm  
D2 = 18,0 +/- 0,3 mm  
k = 1,7 +/- 0,2 mm

M10 X 21,0 mm	1,0 - 3,5 mm	PQL M10X21.0	250	70,0 Nm	9650 N	17200 N	



# Blind Rivet Nuts (Inserts) reduced Head

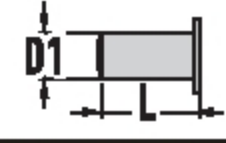








Hexagonal shank  
open type

① Steel zinc plated

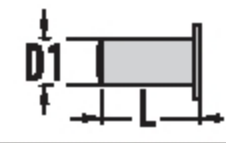
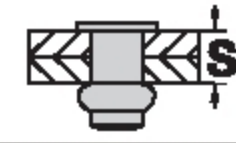





## M 4

SW = 6 mm  
SW1 = 6,1 mm (SW + 0,1 mm)  
SE = 6,8 mm  
E = 7,0 +/- 0,3 mm  
k = 0,5 +/- 0,2 mm

							
M4 X 11,0 mm	0,5 - 2,5 mm	XQL M4X11.0	250	4,0 Nm	2700 N	5700 N	

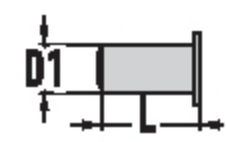
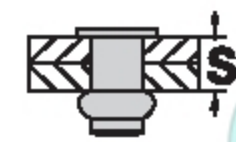





## M 5

SW = 7 mm  
SW1 = 7,1 mm (SW + 0,1 mm)  
SE = 7,9 mm  
E = 8,0 +/- 0,3 mm  
k = 0,5 +/- 0,2 mm

							
M5 X 14,0 mm	0,5 - 2,5 mm	XQL M5X14.0	250	8,0 Nm	3280 N	8600 N	








## M 6

SW = 9 mm  
SW1 = 9,1 mm (SW + 0,1 mm)  
SE = 10,2 mm  
E = 10,0 +/- 0,3 mm  
k = 0,6 +/- 0,2 mm

							
M6 X 16,0 mm	0,5 - 3,0 mm	XQL M6X16.0	250	11,7 Nm	4100 N	11200 N	


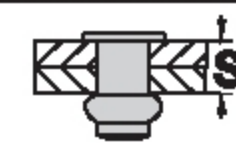





## M 8

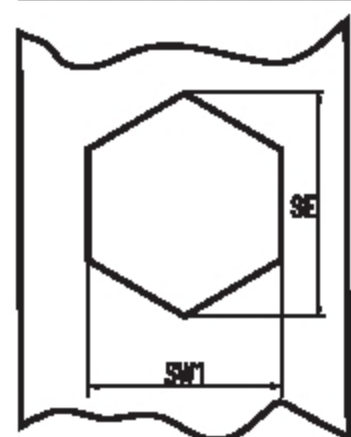
SW = 11 mm  
SW1 = 11,1 mm (SW + 0,1 mm)  
SE = 12,4 mm  
E = 12,0 +/- 0,3 mm  
k = 0,7 +/- 0,2 mm

							
M8 X 18,0 mm	0,5 - 3,5 mm	XQL M8X18.0	250	36,0 Nm	7180 N	11850 N	

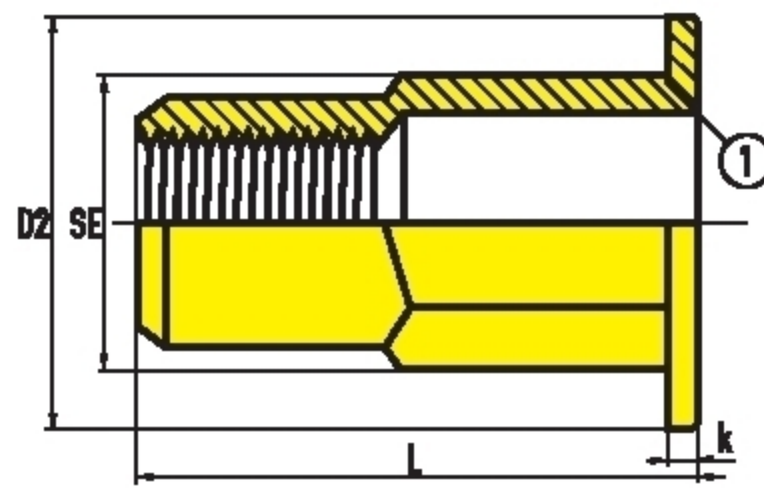
## M 10

SW = 13 mm  
SW1 = 13,1 mm  
SE = 14,7 mm  
E = 15,0 +/- 0,3 mm  
k = 0,7 +/- 0,2 mm

							
M10 X 23,0 mm	1,0 - 4,0 mm	XQL M10X23.0	250	70,0 Nm	9650 N	17200 N	



# Blind Rivet Nuts (Inserts) Flat Head










① Semi-hexagonal shank open type

① Steel zinc plated

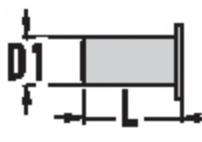
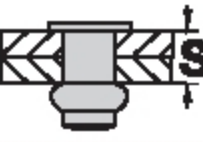





## M 4

SW = 5,9 mm  
 SW1 = 6 mm (SW + 0,1 mm)  
 SE = 6,8 mm  
 D2 = 9,0 +/- 0,3 mm  
 k = 0,8 +/- 0,2 mm

							
M4 X 11,0 mm	0,5 - 2,0 mm	PBL M4X11.0	250	4,0 Nm	2710 N	3700 N	

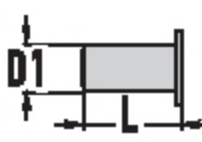
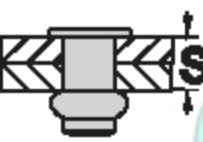





## M 5

SW = 6,9 mm  
 SW1 = 7 mm (SW + 0,1 mm)  
 SE = 7,9 mm  
 D2 = 10,0 +/- 0,3 mm  
 k = 1,0 +/- 0,2 mm

							
M5 X 13,5 mm	0,5 - 2,5 mm	PBL M5X13.5	250	6,0 Nm	3320 N	5950 N	

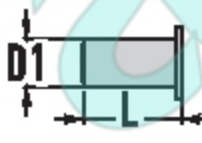
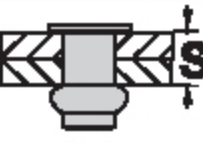





## M 6

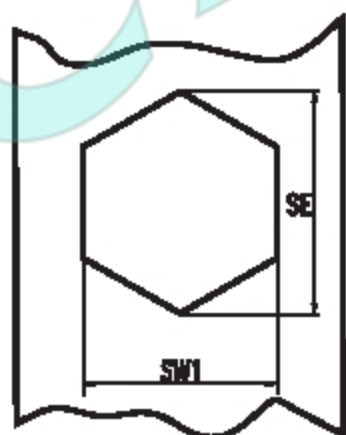
SW = 8,9 mm  
 SW1 = 9 mm (SW + 0,1 mm)  
 SE = 10,2 mm  
 D2 = 12,7 +/- 0,3 mm  
 k = 1,5 +/- 0,2 mm

							
M6 X 15,0 mm	0,5 - 3,0 mm	PQL M6X15.0	250	10,8 Nm	4250 N	9300 N	

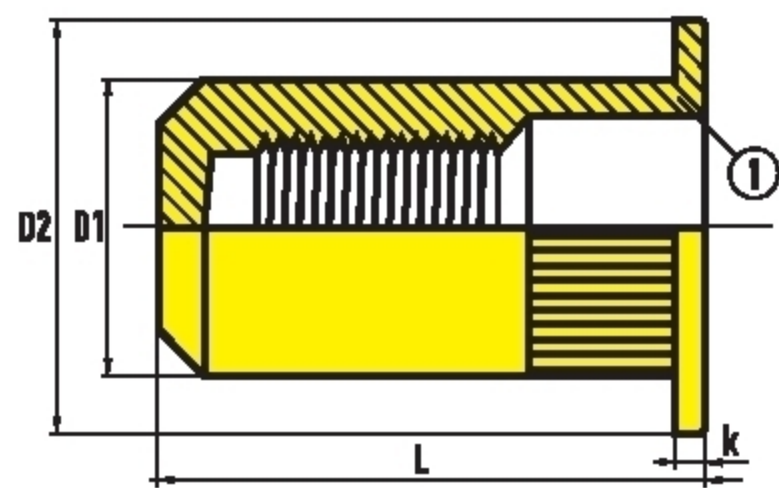
## M 8

SW = 10,9 mm  
 SW1 = 11 mm (SW + 0,1 mm)  
 SE = 12,4 mm  
 D2 = 15,0 +/- 0,3 mm  
 k = 1,5 +/- 0,2 mm

							
M8 X 18,0 mm	0,5 - 3,5 mm	PQL M8X18.0	250	23,8 Nm	7500 N	12350 N	




# Blind Rivet Nuts (Inserts) Flat Head

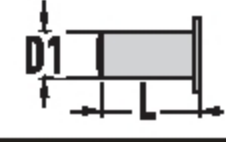








closed type


① Steel zinc plated

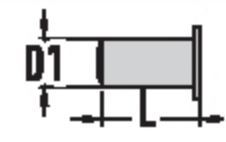
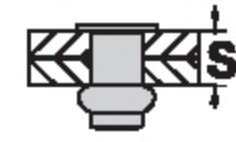





## M 4

D1 = 5,9 mm  
D2 = 9 +/- 0,3 mm  
k = 0,8 +/- 0,2 mm  
L = +/- 0,2 mm  
 = 6 mm


							
M4 X 16,5 mm	0,5 - 2,5 mm	PZF M4X16.5	250	4,0 Nm	2100 N	6000 N	

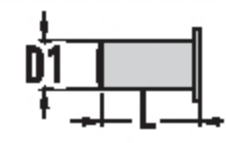
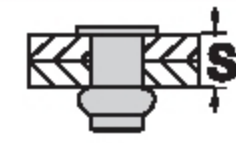





## M 5

D1 = 6,9 mm  
D2 = 10 +/- 0,3 mm  
k = 1,0 +/- 0,2 mm  
L = +/- 0,2 mm  
 = 7 mm


							
M5 X 18,5 mm	0,5 - 2,5 mm	PZF M5X18.5	250	8,0 Nm	2600 N	10500 N	

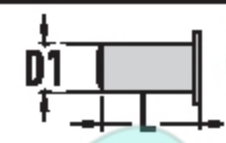






## M 6

D1 = 8,9 mm  
D2 = 13 +/- 0,3 mm  
k = 1,5 +/- 0,2 mm  
L = +/- 0,2 mm  
 = 9 mm

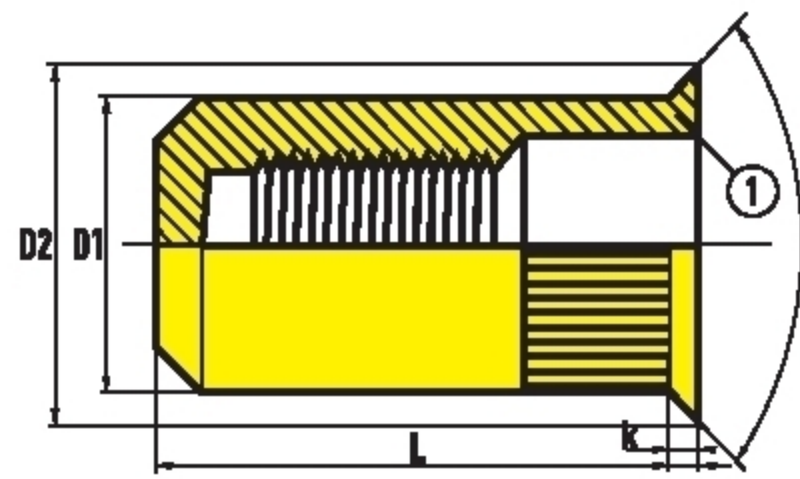
							
M6 X 22,5 mm	0,5 - 3,0 mm	PZF M6X22.5	250	15,0 Nm	3800 N	16500 N	

## M 8

D1 = 10,9 mm  
D2 = 15 +/- 0,3 mm  
k = 1,5 +/- 0,2 mm  
L = +/- 0,2 mm  
 = 11 mm

							
M8 X 25,5 mm	0,5 - 3,0 mm	PZF M8X25.5	250	28,0 Nm	5400 N	24000 N	


# Blind Rivet Nuts (Inserts) reduced Head


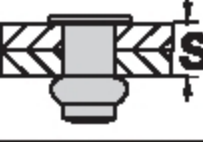







① Round shank knurled closed type


① Steel zinc plated

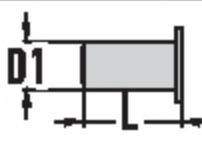
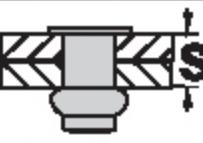





## M 4

D1 = 5,9 mm  
D2 = 6,8 +/- 0,3 mm  
k = 0,5 +/- 0,2 mm  
L = +/- 0,2 mm  
 = 6 mm


							
M4 X 17,0 mm	1,0 - 2,5 mm	XZF M4X17.0	250	4,0 Nm	2100 N	6000 N	


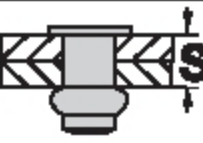





## M 5

D1 = 6,9 mm  
D2 = 8,2 +/- 0,3 mm  
k = 0,5 +/- 0,2 mm  
L = +/- 0,2 mm  
 = 7 mm


							
M5 X 18,0 mm	1,0 - 2,5 mm	XZF M5X18.0	250	8,0 Nm	2600 N	10500 N	








## M 6

D1 = 8,9 mm  
D2 = 10,5 +/- 0,3 mm  
k = 0,6 +/- 0,2 mm  
L = +/- 0,2 mm  
 = 9 mm

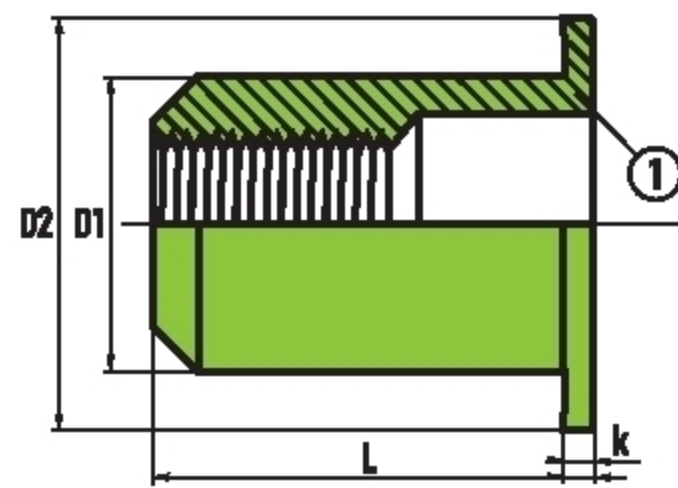
							
M6 X 23,0 mm	1,5 - 3,0 mm	XZF M6X23.0	250	15,0 Nm	3800 N	16500 N	

## M 8

D1 = 10,9 mm  
D2 = 12,4 +/- 0,3 mm  
k = 0,7 +/- 0,2 mm  
L = +/- 0,2 mm  
 = 11 mm

							
M8 X 23,5 mm	1,5 - 3,0 mm	XZF M8X23.5	250	26,0 Nm	5400 N	24000 N	


# Blind Rivet Nuts (Inserts) Flat Head

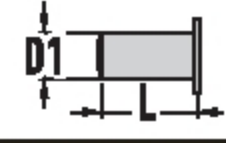








Round shank  
open type


① Stainless steel A2 [ AISI 304 ]

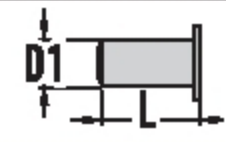
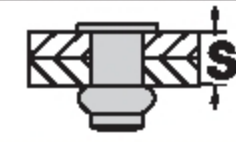





## M 4

D1 = 5,9 mm  
D2 = 9 +/- 0,3 mm  
k = 0,8 +/- 0,2 mm  
L = +/- 0,2 mm  
 = 6 mm


							
M4 X 12,0 mm	0,5 - 2,5 mm	PYB M4X12.0	250	3,6 Nm	3300 N	6000 N	

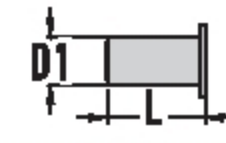
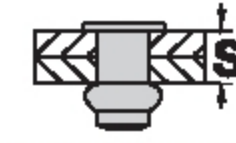



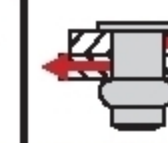

## M 5

D1 = 6,9 mm  
D2 = 10 +/- 0,3 mm  
k = 1,0 +/- 0,2 mm  
L = +/- 0,2 mm  
 = 7 mm


							
M5 X 13,0 mm	0,5 - 2,5 mm	PYB M5X13.0	250	8,0 Nm	4010 N	9650 N	

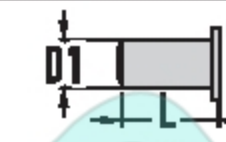






## M 6

D1 = 8,9 mm  
D2 = 12,7 +/- 0,3 mm  
k = 1,0 +/- 0,2 mm  
L = +/- 0,2 mm  
 = 9 mm


							
M6 X 15,0 mm	0,5 - 3,0 mm	PYB M6X15.0	250	13,1 Nm	6140 N	14150 N	

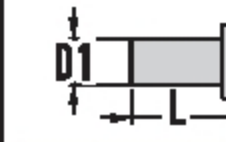
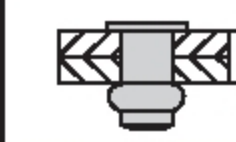



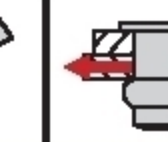

## M 8

D1 = 10,9 mm  
D2 = 15 +/- 0,3 mm  
k = 1,5 +/- 0,2 mm  
L = +/- 0,2 mm  
 = 11 mm

							
M8 X 18,0 mm	0,5 - 3,0 mm	PYB M8X18.0	250	22,0 Nm	9320 N	18870 N	

## M 10

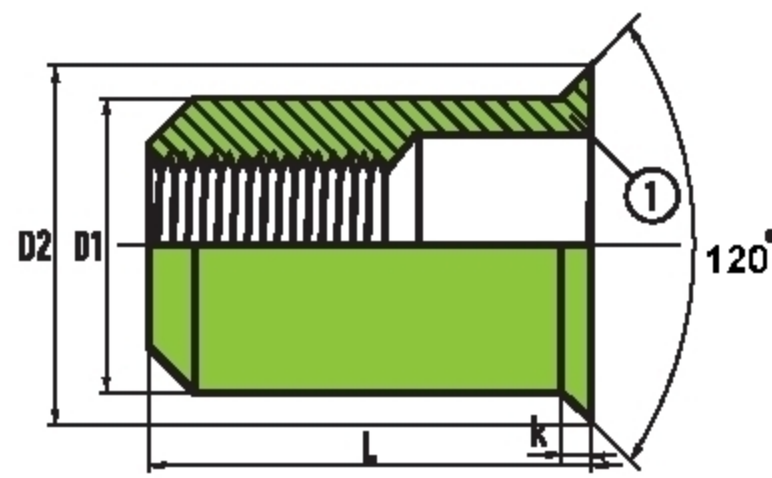
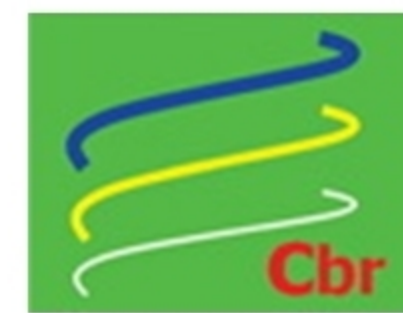
D1 = 11,9 mm  
D2 = 16 +/- 0,3 mm  
k = 1,5 +/- 0,2 mm  
L = +/- 0,2 mm  
 = 12 mm

							
M10 X 21,0 mm	0,5 - 3,0 mm	PYB M10X21.0	250	39,0 Nm	10010 N	26490 N	

Note: D1=12.9 mm also available upon request.



# Blind Rivet Nuts (Inserts) reduced Head



Round shank  
open type

① Stainless steel A2 [ AISI 304 ]

## M 4

D1 = 5,9 mm  
D2 = 7,0 +/- 0,3 mm  
k = 0,5 +/- 0,2 mm  
L = +/- 0,2 mm  
= 6 mm

M4 X 11,0 mm	0,5 - 2,0 mm	XYB M4X11.0	250	3,6 Nm	3300 N	6000 N	

## M 5

D1 = 6,9 mm  
D2 = 8,2 +/- 0,3 mm  
k = 0,5 +/- 0,2 mm  
L = +/- 0,2 mm  
= 7 mm

M5 X 13,0 mm	0,5 - 2,5 mm	XYB M5X13.0	250	8,0 Nm	4010 N	9650 N	

## M 6

D1 = 8,9 mm  
D2 = 10,5 +/- 0,3 mm  
k = 0,6 +/- 0,2 mm  
L = +/- 0,2 mm  
= 9 mm

M6 X 15,0 mm	0,5 - 3,0 mm	XYB M6X15.0	250	13,1 Nm	6140 N	14150 N	

## M 8

D1 = 10,9 mm  
D2 = 12,4 +/- 0,3 mm  
k = 0,7 +/- 0,2 mm  
L = +/- 0,2 mm  
= 11 mm

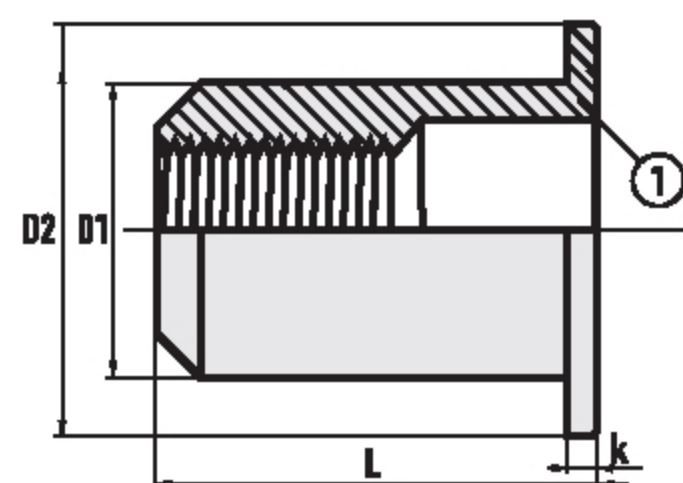
M8 X 17,0 mm	0,5 - 3,0 mm	XYB M8X17.0	250	22,0 Nm	9320 N	18870 N	

## M 10

D1 = 11,9 mm  
D2 = 14,5 +/- 0,3 mm  
k = 0,8 +/- 0,2 mm  
L = +/- 0,2 mm  
= 12 mm

M10 X 19,0 mm	0,5 - 3,0 mm	XYB M10X19.0	250	39,0 Nm	10010 N	26490 N	

# Blind Rivet Nuts (Inserts) Flat Head



Round shank  
open type

① Aluminium AlMg 3.5

## M 4

D1 = 5,9 mm  
D2 = 9 +/- 0,3 mm  
k = 0,8 +/- 0,2 mm  
L = +/- 0,2 mm  
= 6 mm

M4 X 11,0 mm	0,5 - 2,0 mm	PYL M4X11.0	250	2,3 Nm	1530 N	3020 N	
M4 X 13,0 mm	2,0 - 3,5 mm	PYL M4X13.0	250				

## M 5

D1 = 6,9 mm  
D2 = 10 +/- 0,3 mm  
k = 1,0 +/- 0,2 mm  
L = +/- 0,2 mm  
= 7 mm

M5 X 13,0 mm	0,5 - 2,5 mm	PYL M5X13.0	250	5,5 Nm	1590 N	5720 N	
M5 X 15,0 mm	2,5 - 4,0 mm	PYL M5X15.0	250				

## M 6

D1 = 8,9 mm  
D2 = 12,7 +/- 0,3 mm  
k = 1,0 +/- 0,2 mm  
L = +/- 0,2 mm  
= 9 mm

M6 X 15,0 mm	1,0 - 2,5 mm	PYL M6X15.0	250	8,5 Nm	2600 N	8470 N	
M6 X 17,0 mm	2,5 - 4,0 mm	PYL M6X17.0	250				

## M 8

D1 = 10,9 mm  
D2 = 15 +/- 0,3 mm  
k = 1,5 +/- 0,2 mm  
L = +/- 0,2 mm  
= 11 mm

M8 X 17,0 mm	0,5 - 3,0 mm	PYL M8X17.0	250	14,8 Nm	2920 N	13000 N	
M8 X 19,0 mm	3,0 - 5,0 mm	PYL M8X19.0	250				

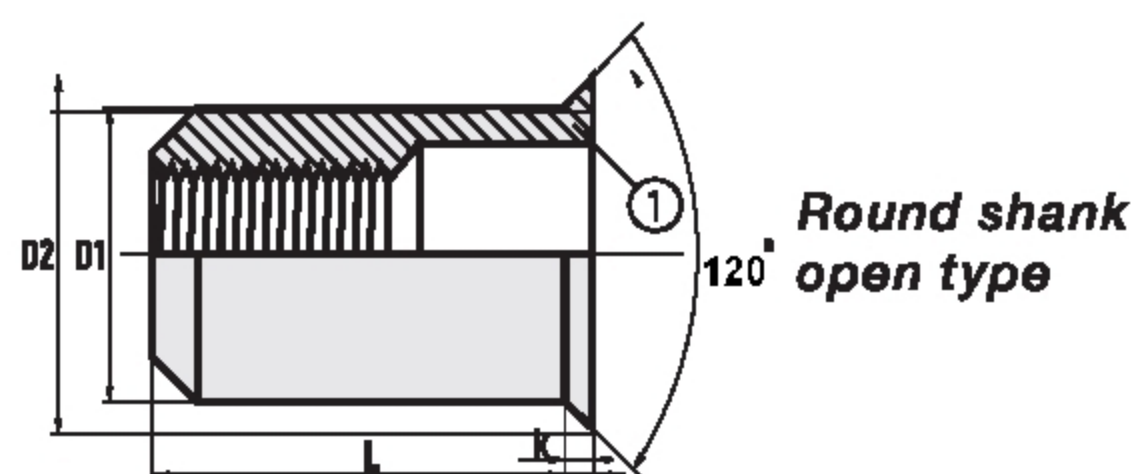
## M 10

D1 = 11,9 mm  
D2 = 16 +/- 0,3 mm  
k = 1,5 +/- 0,2 mm  
L = +/- 0,2 mm  
= 12 mm

M10 X 19,0 mm	2,5 - 4,0 mm	PYL M10X19.0	250	20,1 Nm	4850 N	16000 N	
M10 X 21,0 mm	3,5 - 5,5 mm	PYL M10X21.0	250				

Note: D1=12.9 mm also available upon request.








# Blind Rivet Nuts (Inserts) reduced Head



① Aluminium AlMg 3.5

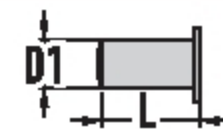






## M 4

D1 = 5,9 mm  
D2 = 7,0 +/- 0,3 mm  
k = 0,5 +/- 0,2 mm  
L = +/- 0,2 mm  
= 6 mm

							
M4 X 10,5 mm	0,5 - 2,0 mm	XYL M4X10.5	250	1,3 Nm	1580 N	3280 N	
M4 X 13,0 mm	2,0 - 3,5 mm	XYL M4X13.0	250	1,3 Nm	1580 N	3280 N	


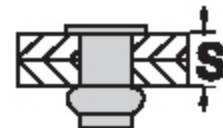





## M 5

D1 = 6,9 mm  
D2 = 8,2 +/- 0,3 mm  
k = 0,5 +/- 0,2 mm  
L = +/- 0,2 mm  
= 7 mm

							
M5 X 12,5 mm	0,5 - 2,0 mm	XYL M5X12.5	250	4,5 Nm	1590 N	5360 N	
M5 X 15,0 mm	2,0 - 3,5 mm	XYL M5X15.0	250	4,5 Nm	1590 N	5360 N	








## M 6

D1 = 8,9 mm  
D2 = 10,5 +/- 0,3 mm  
k = 0,6 +/- 0,2 mm  
L = +/- 0,2 mm  
= 9 mm

							
M6 X 14,0 mm	1,0 - 2,5 mm	XYL M6X14.0	250	8,0 Nm	2330 N	9880 N	
M6 X 17,0 mm	2,5 - 4,0 mm	XYL M6X17.0	250	8,0 Nm	2330 N	9880 N	








## M 8

D1 = 10,9 mm  
D2 = 12,4 +/- 0,3 mm  
k = 0,7 +/- 0,2 mm  
L = +/- 0,2 mm  
= 11 mm

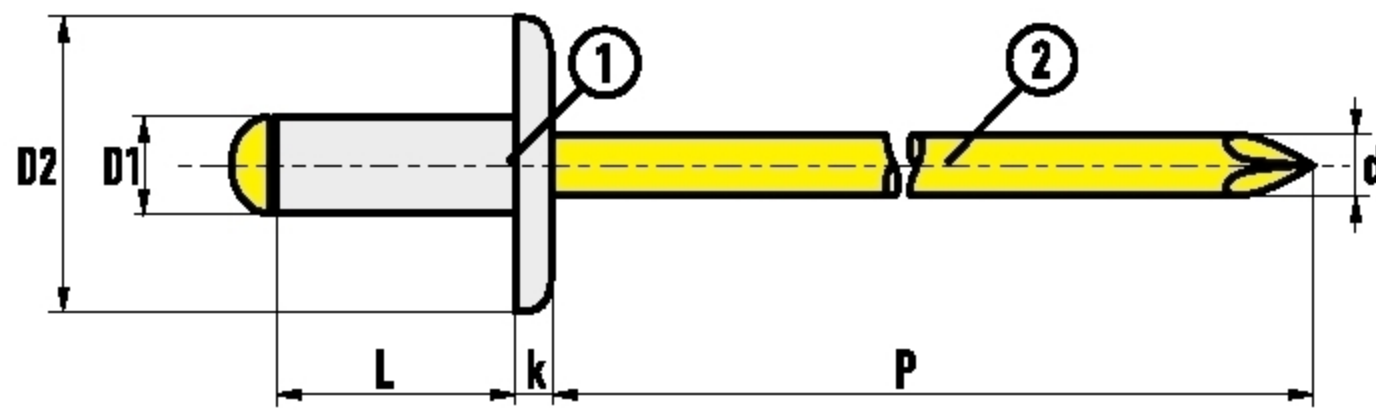
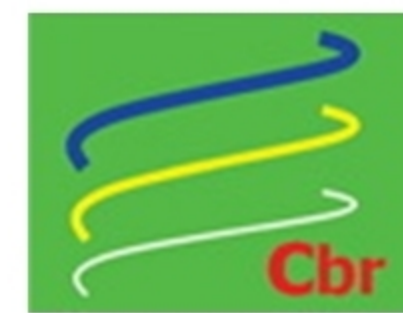
							
M8 X 17,0 mm	0,5 - 3,0 mm	XYL M8X17.0	250	13,8 Nm	2500 N	14000 N	
M8 X 19,0 mm	3,0 - 5,0 mm	XYL M8X19.0	250	13,8 Nm	2500 N	14000 N	

## M 10

D1 = 11,9 mm  
D2 = 14,5 +/- 0,3 mm  
k = 0,8 +/- 0,2 mm  
L = +/- 0,2 mm  
= 12 mm

							
M10 X 19,0 mm	0,5 - 3,0 mm	XYL M10X19.0	250	20,1 Nm	4850 N	16000 N	
M10 X 21,0 mm	3,0 - 5,5 mm	XYL M10X21.0	250				

# Blind Rivets Large Head



- ① Aluminium AlMg 3/3,5
- ② Steel zinc plated

## Ø 4,8 mm D2 = 16,0 mm

D1 = 4,8 + 0,08 / - 0,15 mm

D2 = 16,0 + 0,5 / - 1 mm

k = ≤ 2,5 mm

d = 2,7 mm

P = ≥ 27 mm

L = +1 / -0,2 mm

= 4,9 mm

		CODE			
4,8 x 10 mm	3,5 - 6,0 mm	3ASLA 48100	250	1540 N	2230 N
4,8 x 12 mm	6,0 - 8,0 mm	3ASLA 48120	250		
4,8 x 14 mm	8,0 - 10,0 mm	3ASLA 48140	250		
4,8 x 16 mm	10,0 - 12,0 mm	3ASLA 48160	250		
4,8 x 18 mm	12,0 - 14,0 mm	3ASLA 48180	250		
4,8 x 20 mm	14,0 - 16,0 mm	3ASLA 48200	250		
4,8 x 22 mm	16,0 - 18,0 mm	3ASLA 48220	250		
4,8 x 24 mm	18,0 - 20,5 mm	3ASLA 48240	250		
4,8 x 26 mm	20,5 - 22,5 mm	3ASLA 48250	250		
4,8 x 28 mm	22,5 - 24,5 mm	3ASLA 48280	250		
4,8 x 30 mm	23,0 - 25,0 mm	3ASLA 48030	250		
4,8 x 35 mm	25,0 - 30,0 mm	3ASLA 48350	250		

## Ø 5,0 mm D2 = 14,0 mm

D1 = 5,0 + 0,08 / - 0,15 mm

D2 = 14,0 + 0,5 / - 1 mm

k = ≤ 2,5 mm

d = 2,7 mm

P = ≥ 27 mm

L = +1 / -0,2 mm

= 5,1 mm

		CODE			
5,0 x 8 mm	2,5 - 4,5 mm	3ASLB 50800	250	1600 N	2400 N
5,0 x 10 mm	4,5 - 6,0 mm	3ASLB 50100	250		
5,0 x 12 mm	6,0 - 8,0 mm	3ASLB 50120	250		
5,0 x 14 mm	8,0 - 10,0 mm	3ASLB 50140	250		
5,0 x 16 mm	10,0 - 12,0 mm	3ASLB 50160	250		
5,0 x 18 mm	12,0 - 14,0 mm	3ASLB 50180	250		
5,0 x 21 mm	14,0 - 17,0 mm	3ASLB 50210	250		
5,0 x 24 mm	17,0 - 20,0 mm	3ASLB 50240	250		
5,0 x 27 mm	20,0 - 23,0 mm	3ASLB 50270	250		
5,0 x 30 mm	23,0 - 26,0 mm	3ASLB 50300	250		

## Ø 5,0 mm D2 = 16,0 mm

D1 = 5,0 + 0,08 / - 0,15 mm

D2 = 16,0 + 0,5 / - 1 mm

k = ≤ 2,5 mm

d = 2,7 mm

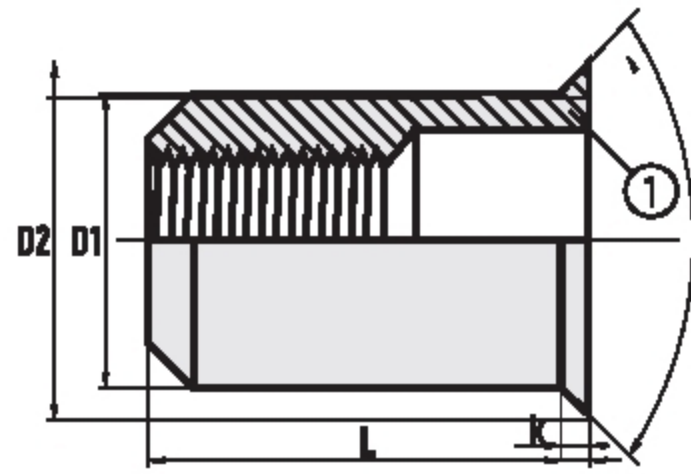
P = ≥ 27 mm

L = +1 / -0,2 mm

= 5,1 mm

		CODE			
5,0 x 10 mm	3,5 - 6,0 mm	3ASLA 50100	250	1600 N	2400 N
5,0 x 12 mm	6,0 - 8,0 mm	3ASLA 50120	250		
5,0 x 14 mm	8,0 - 10,0 mm	3ASLA 50140	250		
5,0 x 16 mm	10,0 - 12,0 mm	3ASLA 50160	250		
5,0 x 18 mm	12,0 - 14,0 mm	3ASLA 50180	250		
5,0 x 21 mm	14,0 - 17,0 mm	3ASLA 50210	250		
5,0 x 24 mm	17,0 - 20,0 mm	3ASLA 50240	250		
5,0 x 27 mm	20,0 - 23,0 mm	3ASLA 50270	250		
5,0 x 30 mm	23,0 - 26,0 mm	3ASLA 50300	250		

# Blind Rivet Nuts (Inserts) Countersunk Head



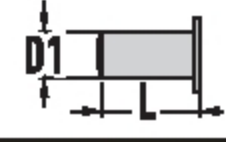






90° Round shank open type

① Aluminium AlMg 3.5

## M 4

D1 = 5,9 mm  
D2 = 9,0 +/- 0,3 mm  
k = 1,5 +/- 0,2 mm  
L = +/- 0,2 mm

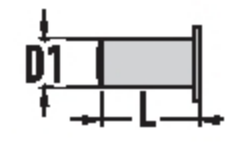
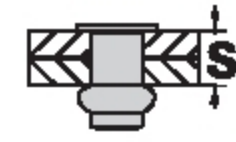





 = 6 mm

							
M4 X 11,0 mm	1,5 - 3,5 mm	CYZ M4X11.0	250	1,3 Nm	1580 N	3280 N	
M4 X 13,0 mm	3,5 - 5,0 mm	CYZ M4X13.0	250	1,3 Nm	1580 N	3280 N	

## M 5


D1 = 6,9 mm  
D2 = 10 +/- 0,3 mm  
k = 1,5 +/- 0,2 mm  
L = +/- 0,2 mm

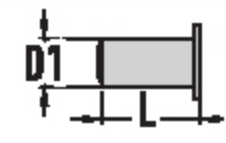
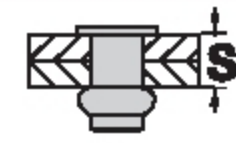





 = 7 mm

							
M5 X 13,0 mm	1,5 - 4,0 mm	CYZ M5X13.0	250	4,5 Nm	1590 N	5360 N	
M5 X 15,0 mm	4,0 - 6,0 mm	CYZ M5X15.0	250	4,5 Nm	1590 N	5360 N	

## M 6

D1 = 8,9 mm  
D2 = 12,0 +/- 0,3 mm  
k = 1,5 +/- 0,2 mm  
L = +/- 0,2 mm

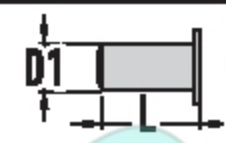






 = 9 mm

							
M6 X 15,0 mm	1,5 - 4,0 mm	CYZ M6X15.0	250	8,0 Nm	2330 N	9880 N	
M6 X 17,0 mm	4,0 - 6,0 mm	CYZ M6X17.0	250	8,0 Nm	2330 N	9880 N	

## M 8

D1 = 10,9 mm  
D2 = 14,0 +/- 0,3 mm  
k = 1,5 +/- 0,2 mm  
L = +/- 0,2 mm








 = 11 mm

							
M8 X 17,0 mm	1,5 - 4,0 mm	CYZ M8X17.0	250	13,8 Nm	2530 N	17280 N	
M8 X 19,0 mm	4,0 - 6,0 mm	CYZ M8X19.0	250	13,8 Nm	2530 N	17280 N	

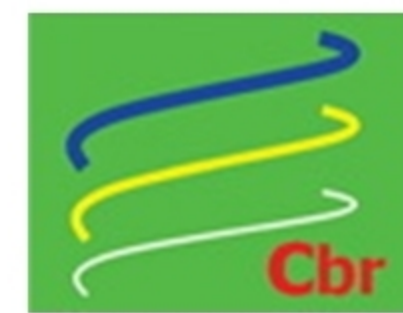
## M 10

D1 = 11,9 mm  
D2 = 15,0 +/- 0,3 mm  
k = 1,5 +/- 0,2 mm  
L = +/- 0,2 mm

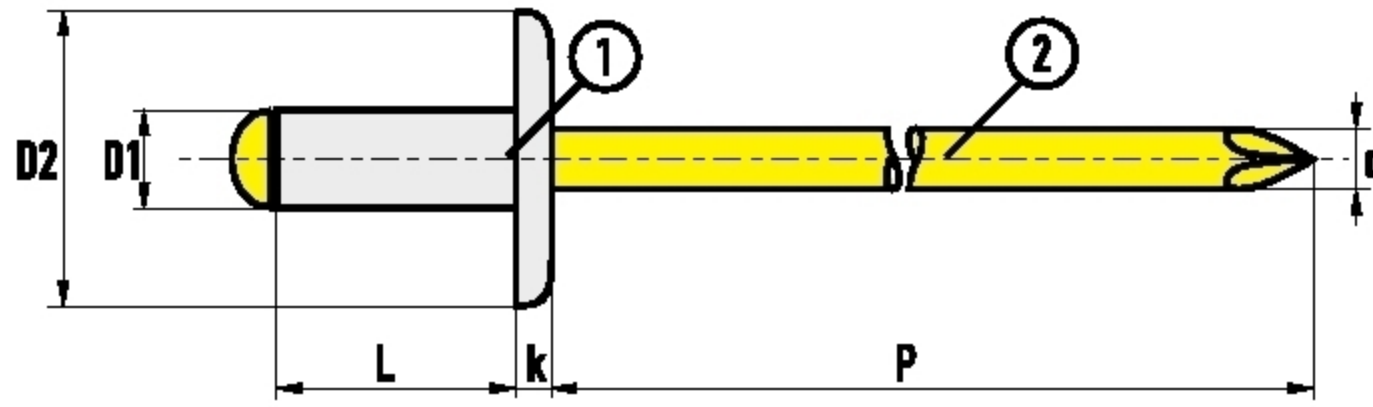
 = 12 mm

							
M10 X 19,0 mm	1,5 - 4,0 mm	CYZ M10X19.0	250	20,1 Nm	4850 N	16000 N	
M10 X 21,0 mm	4,0 - 6,0 mm	CYZ M10X21.0	250	20,1 Nm	4850 N	16000 N	

# Blind Rivets Large Head



STANDARD



- ① Aluminium AIMg 3/3,5
- ② Steel zinc plated

## Ø 4,8 mm D2 = 11,0 mm

D1 = 4,8 + 0,08 / - 0,15 mm

D2 = 11,0 + 0 / - 1 mm

k = 1,8 + / - 0,3 mm

d = 2,7 mm

P = ≥ 27 mm

L = +1 / -0,2 mm

= 4,9 mm

		CODE			
4,8 x 8 mm	2,0 - 4,5 mm	3ASLC 48800	500	1540 N	2230 N
4,8 x 10 mm	3,5 - 7,0 mm	3ASLC 48100	500		
4,8 x 12 mm	5,0 - 8,5 mm	3ASLC 48120	500		
4,8 x 14 mm	7,0 - 10,0 mm	3ASLC 48140	250		
4,8 x 16 mm	8,5 - 11,5 mm	3ASLC 48160	250		
4,8 x 18 mm	10,0 - 12,5 mm	3ASLC 48180	250		
4,8 x 20 mm	12,5 - 16,0 mm	3ASLC 48200	250		

## Ø 5,0 mm D2 = 11,0 mm

D1 = 5,0 + 0,08 / - 0,15 mm

D2 = 11,0 + 0 / - 1 mm

k = 1,8 + / - 0,3 mm

d = 2,7 mm

P = ≥ 27 mm

L = +1 / -0,2 mm

= 5,1 mm

		CODE			
5,0 x 8 mm	2,0 - 4,5 mm	3ASLC 50800	500	1600 N	2400 N
5,0 x 10 mm	3,5 - 7,0 mm	3ASLC 50100	500		
5,0 x 12 mm	5,0 - 8,5 mm	3ASLC 50120	500		
5,0 x 14 mm	7,0 - 10,0 mm	3ASLC 50140	250		
5,0 x 16 mm	8,5 - 11,5 mm	3ASLC 50160	250		
5,0 x 18 mm	10,0 - 12,5 mm	3ASLC 50180	250		
5,0 x 20 mm	12,5 - 15,0 mm	3ASLC 50200	250		
5,0 x 25 mm	14,5 - 20,5 mm	3ASLC 50250	250		
5,0 x 30 mm	19,5 - 25,0 mm	3ASLC 50300	250		